

CONTENTS

Abrasive StoneC9
 Anti-Bloc PasteC19
 Aqua Flow SystemC25
 Assembly Fixtures & AccessoriesC6-C7
 Band SawsC32-C34
 Beetle Bits Glass Cutting System, Glass Cutter ...C6
 Bevel RouterC29
 Bits, DiamondC22-C25, C27, C29, C30
 Blades, SawC32-C38
 Blasting CabinetsC39
 BreakersC7, C10-C11
 BrushesC9
 BurnishersC21
 Came FormersC12
 Came NotcherC12
 Came SawsC35
 Circle CuttersC4-C6
 Controls, Soldering IronC18
 Conversion Kits, InlandC28
 Cutter's Mate Glass CuttersC5
 Disc GrinderC22, C29, C31, C32
 Drills & Drill Bits, DiamondC23-C24
 Dust Separators/CollectorsC39
 Engraving/Etching ToolsC11
 FidC21
 File Sets, DiamondC30
 Foiling Machines/AccessoriesC21
 Foot SwitchC38
 Framing SuppliesC40
 Fume, Smoke AbsorberC20
 Glass CuttersC2-C6
 Glass Cutter Replacement Heads/WheelsC3
 Glass Saws & BladesC32-C38
 Glasses, SafetyC20
 Grinders, Bits & AccessoriesC22-C32
 GrippersC30
 GrozersC11
 Hammer, Glazier'sC9
 Hand Pads, Flexible DiamondC30
 Iron StandsC19
 Jar CutterC10
 Kit, Beginners Stained GlassC8
 Knife, UtilityC13
 L-SquaresC8
 Lead Knives, Pliers, CuttersC12
 Lead StretcherC12
 Lead ViseC12
 Light BoxC7-C8
 Miter Vise, Box SetC6, C9
 Morton SystemC6-C7
 Mosaic CutterC11
 NippersC11
 OrganizersC7, C19

PliersC10
 Polishers & Accessories C9, C24, C28-C29, C31-C32
 Portable Glass ShopC7
 Pressure BlasterC39
 RespiratorsC20
 Ring SawsC35-C37
 RunnersC10
 Running PadC5
 Safety GlassesC20
 Sandblasting Equipment, AccessoriesC39
 Sander, Wet BeltC38
 Saws, GlassC32-C37
 Saws, Metal CuttingC35
 ScissorsC13
 Shade PositionersC40
 ShearsC13
 Smoke AbsorbersC20
 Soldering Irons/AccessoriesC14-C19
 Soldering Iron Tip CleanersC19
 Sponge, GrinderC24, C27
 Straight EdgesC6, C8
 Strip CuttersC4-C6
 Surfaces, Glass CuttingC5, C7
 Tile NippersC11
 Tool OrganizerC19
 Ventilator, Smoke, FumeC20
 Wedgies™C40
 Wet Belt SanderC38
 Wire Forming PegboardC11

NEW TOOLS



**Cutter's Mate
Circle Pro**
Page C4



**Inland
Conversion Kits**
Page C28



**Inland GTO
Grinder**
Page C26



Grinder Cookie
Page C30




Table Foiler
Page C21



Soldering Irons
Page C15



**Esico Soldering
Iron Tip**
Page C18



**Wire Forming
Pegboard**
Page C11



**Circle
Supercutter**
Page C4



**Quad Carbide
Drills**
Page C23



**Glaster Grinder
Bits**
Page C22-23

STEEL WHEEL CUTTERS



2000 Fletcher
20011 Fletcher
2021S Fletcher
2003 Diamantor

CARBIDE WHEEL CUTTERS



2008 Toyo
2008BR Toyo
2008N Toyo
20181 Toyo
20020 Fletcher
20021 Fletcher
20022 Fletcher
20281 Mitsubishi

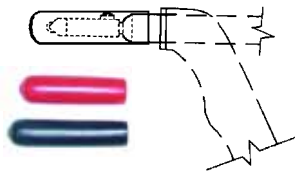
CARBIDE WHEEL CUTTERS



2011 Fletcher
2021C Fletcher
2010216 Fletcher



2019SCM1 Fletcher
2019SCM2 Fletcher



GLASS CUTTER CAP™ Cat. No. 2016CAP

Handy, inexpensive, flexible cap to cover the end of oil-filled glass cutters—both pistol grip and regular straight end styles. Eliminates leaking when not in use and protects the cutter wheel from damage. Cap slips on easily and seals tightly on the cutter hub. ™1996, Emerald Rainbow.

STEEL WHEEL GLASS CUTTERS:

Cat. No.	Mfg.	Model/Description	Wheel Size	Wheel Angle	Lubrication System	Body Material	Handle/End
2000	Fletcher	Wheel Model #07	7/32"	114°	No	Metal	Ball End
20011	Fletcher	Wheel Model #08	5/32"	122°	No	Metal	Straight End
2021S	Fletcher	Gold Tip	5/32"	130°	No	Die Cast Metal	Ball End
2003	Diamantor	Diamantor Cutter	5/32"	130°	No	Wood	Wood

CARBIDE WHEEL GLASS CUTTERS:

2008	Toyo	Self-Oiling Cutter	1/8"	135°	Reservoir	Plastic	Contour Grip
2008BR	Toyo	Self-Oiling Cutter	1/8"	135°	Reservoir	Brass	Round Brass
2008N	Toyo	Neon Self-Oiling	1/8"	135°	Reservoir	Neon Plastic	Contour Grip
20181	Toyo	Self-Oiling Cutter	1/8"	135°	Reservoir	Plastic	Round Handle
20020	Fletcher	Gold-Tip Designer II*	1/8"	140°	Wicking	Brass	Ball End
20021	Fletcher	Gold-Tip Designer II	1/8"	140°	Wicking	Brass	Ball End
20022	Fletcher	Gold-Tip Designer II	1/8"	140°	Wicking	Plastic	Ball End
20281	Mitsuboshi	Self-Oiling Cutter	1/8"	140°	Uni-Flow	Plastic	Straight End
2011	Fletcher	Model CA9	5/32"	124°	No	Die Cast Metal	Ball End
2021C	Fletcher	Gold Tip	5/32"	134°	No	Die Cast Metal	Ball End
2010216	Fletcher	Model CA6	7/32"	114°	No	Die Cast Metal	Straight End
2019SCM1	Fletcher	Scoremaster 1	1/8"	140°	Reservoir	Fiberglass	Ball End
2019SCM2	Fletcher	Scoremaster 2	1/8"	140°	Wicking	Fiberglass	Ball End/Reservoir

—NOTES—

* All cutters (except 20020 & 20023) have a narrow head.

Narrow Cutting Head is recommended for pattern cutting.
Wide Cutting Head is recommended for tracking.

- 114° angle is recommended for thin glass on a hard surface and for general purpose use.
- 124° to 140° angles are for general purpose cutting.
- 154° angle is for straight edge cutting of thick glass.

CARBIDE WHEEL, SPECIAL GRIP CUTTERS



2013N
Toyo

2017PVR
Toyo

2003428
Silberschnitt

20023, 20024
Fletcher

20162
Toyo

20282
Mitsuboshi


20041
Inland Pistol

REPLACEMENT CUTTER WHEELS


REPLACEMENT HEADS



FLETCHER SMALL CIRCLE CUTTER REPLACEMENT WHEEL
Cat. No. 2053
Three wheel turret for Cat. No. 2050 (Circle Cutter).



ROSETTE 6 WHEEL TURRET
Cat. No. 2058T
Six wheel turret for Cat. No. 2052 (Silberschnitt), 2059 (Glastar) and 205251 (Inland).



FLETCHER TURRET
Cat. No. 2064-614
Six cutter wheels on a turret. Fits Fletcher Circle Cutter Cat. No. 2065.



2009 2017HPV
Pattern Cutting Head.

CARBIDE WHEEL GLASS CUTTERS: *Discontinued cutters.

Cat. No.	Mfg.	Model/Description	Wheel Size	Wheel Angle	Lubrication System	Body Material	Handle/End
2013N	Toyo	Neon Supercutter	1/8"	135°	Reservoir	Neon Plastic	Saddle Grip
2017PVR	Toyo	Custom Grip Supercutter	1/8"	135°	Reservoir	Plastic	Saddle Grip
2003428	Silberschnitt	Easy Grip Model	9/64"	120°	No	Plastic	Comfort Grip
20023	Fletcher	Gold-Tip Designer II	1/8"	140°	Wicking	Plastic	Pistol Grip
20024	Fletcher	Gold-Tip Designer II	1/8"	140°	Wicking	Plastic	Pistol Grip
20162	Toyo	TC-600 Pistol Grip	1/8"	135°	Reservoir	Neon Plastic	Pistol Grip
20282	Mitsuboshi	Pistol Grip Cutter	1/8"	140°	Reservoir	Plastic	Pistol Grip
20041	Inland	Pistol Grip Cutter	1/8"	135°	Reservoir	Plastic	Pistol Grip



2009TH 2017HSV



2019H701 - Narrow 2019H703 - Wide



20025 Wide 20026 Narrow 20027 Wide



2003426W



20281H Mitsuboshi Cutting Head

2003428W



20042 Inland






20042 Inland




20043 Inland

GLASS CUTTER REPLACEMENT HEADS

Cat. No.	Mfg.	Head	Angle	Fits Cutters (Cat. Nos.)	Recommended For—
2009	Toyo	Narrow	135°	20162, 2008, 2008BR, 20181	Pattern & General Purpose
2009TH	Toyo	Wide	135°	20162, 2008, 2008BR, 20181	Straight Cutting & General Purpose
2017HPV	Toyo	Narrow	135°	2017-PVR	Pattern & General Purpose
2017HSV	Toyo	Wide	135°	2017-PVR	Straight Cutting & General Purpose
2019H701	Fletcher	Narrow	140°	Scoremaster I	Pattern & General Purpose
2019H703	Fletcher	Wide	114°	Scoremaster 1	Pattern Cutting on Thin Glass
20025	Fletcher	Wide	140°	20020, 20021, 20022, 20023, 20024, Gold-Tip Designer II models	Straight Edge & General Purpose
20026	Fletcher	Narrow	140°	20020, 20021, 20022, 20023, 20024, Gold-Tip Designer II models	Pattern Cutting & General Purpose
20027	Fletcher	Wide	140°	20020, 20021, 20022, 20023, 20024, Gold-Tip Designer II models	Straight Edge Cutting on Thick Glass
2003426W	Silberschnitt	Narrow	120°	2003426* Comfort Grip	Pattern Cutting
2003428W	Silberschnitt	Narrow	120°	2003428 Easy Grip	Pattern Cutting
20281H	Mitsuboshi	Narrow	140°	20281, 20282	Irregular Shape Cutting
20042	Inland	Narrow	135°	20041	Patterns
20043	Inland	Wide	135°	20041	Straight Cutting
2017-153	Toyo	Wide	153°	2017-PVR	Heavy duty cutting




CIRCLE & STRIP CUTTERS				Range		Type of	Replace.
Cat. No.	Mfg.	Description	Special Features	Standard	Metric	Head	Head No.
2024	Inland	Score I Glass Cutter	Doubles as circle cutter w/attachment	3/8" minimum strips	9.5mm	Permanent single head	2024-RH 20242 (tread)
20241	Inland	Score I Plus Cutter Kit	Includes circle cutter attachment	3/8" minimum strips	9.5mm	Permanent single head	2024-RH
2050	Fletcher	Small Circle Cutter	Calibrated rod for easy adjustment.	1/2" - 5" diam.	13 - 320mm	3 wheel turret	2053
2052	Silberschnitt	Precision Circle Cutter	Powerful suction cup to hold glass. Free-wheeling ball handle for positive pressure on score.	2" - 24" diam.	51 - 609mm	6 wheel turret	2058T
205251	Inland	Circle/Strip Cutter	Designed to accept cutters, marking pens, razor knives, etc.	1/2" - 24"	13 - 610mm	Special Order Only	
2055	Silberschnitt	Pro Circle Cutter	Heavy duty, professional	3" - 23"	25 - 584mm	6 wheel turret	2058T
20551	Silberschnitt	Circle Cutter	Cuts repetitive circles from strips	1/2" - 7-1/2"	13 - 191mm	155°	205512
2059MET	Glastar	Strip & Circle Cutter (metric calibration)	3 piece construction: T-Bar, Stripper base, Circle cutter base.	3" - 24" diam. 1/2" - 12" wide	76 - 609mm 13 - 305mm	6 wheel turret	2058T
2059IN	Glastar	Strip & Circle Cutter (standard calibration)	3 piece construction: T-Bar, Stripper base, Circle cutter base.	3" - 24" diam. 1/2" - 12" wide	76 - 609mm 13 - 305mm	6 wheel turret	2058T
2065	Fletcher	Circle Mate 2	Vacuum cup base, standard/metric scales, straight edge guide.	3" - 14" diam.	76 - 711mm	3 wheel turret	2064-614
20600	Fletcher	Oval/Circle Cutter	Dial-in suction cup. Easy to read scales. Easy adjustment.	4.5" - 24" ovals 4.5" - 21" circles	114 - 609mm 76 - 610mm	Single carbide wheel	20601
20132	Toyo	Circle Supercutter	Vacuum cup for gripping. Oil feed system. Drop ship only.	up to 48"	up to 120cm	single carbide wheel	
207797	Creator's SG	Cutter's Circle Pro™ 12	Easy to use. Comes with Waffle Grid	3/8" to 12" circles	10 x 305mm	Toyo TC10H	2009



**STRIP-PRO STRIP CUTTER
ATTACHMENT FOR CUTTER'S MATE**
Cat. No. 20775

Attachment for the Cutter's Mate glass cutter. Cuts any width strips with 90% accuracy. Slides smoothly on the Cutter's Mate slide bar. Complete with calibrated 18" (457mm) straight edge and Toyo carbide cutter head.




Cutter's Mate 16" arm (406mm) - Cat. No. 20771
Cutter's Mate Plus 21" arm (533mm) - Cat. No. 20772
Cutter's Mate Commercial 30" arm (761mm) - Cat. No. 20773

For cutting with less fatigue and greater comfort. Maintains a constant 90° angle to glass surface with a weighted handle to apply just the right amount of pressure for the perfect cut. Cutting head rotates 360°, allowing cuts of any shape that can be drawn or traced.

FEATURES:

- ❖ Toyo oil-fed cutting head with handle oil reservoir for easy filling.
- ❖ Modular construction for one-step assembly.
- ❖ Rubber feet for use on tabletops, bench surfaces or light tables.
- ❖ Compatible with the Morton Surface.
- ❖ Low maintenance.
- ❖ Powder-coated painted surfaces resist chipping and scratching.
- ❖ Can stay in work area; swings out of the way when not in use.
- ❖ Comfortable Grab-on™ foam grip handle.



SPEED BALLS
Cat. No. 20167
For use in grid systems. Just place speed balls in line with your score for easier sliding of glass. Use included cap to position speed balls in grid.



CUTTER'S CIRCLE PRO™
Cat. No. 20774

Cutter's Circle Pro™ - This attachment for the Cutter's Mate makes cutting circles from 1-1/2" - 25" (38-635mm) easy with one hand! Precisely calibrated in inches and millimeters. This is an add-on feature to the pre-existing Cutter's Mate System. A slide bar assembly is available as an option:

Slide Cutter for 23" (584mm) Cutter's Mate - Cat. No. 207742
Slide Bar for 35" (889mm) Cutter's Mate - Cat. No. 207743

WAFFLE GRID PACK

Cat. No. 26001 - 6-pack
Cat. No. 260012 - 4-pack
Cat. No. 260011 - 2-pack



This interconnecting grid allows the user to configure to the shape of their work



table. Through its unique design, you can configure around a corner, as a connecting backsplash or even randomly turn up individual grids to have a smooth area amid a pocketed area. (Shown assembled to make a splash shield.) Made of high impact polycarbonate (Lexan®), the surface of the 1/2" (13mm) pockets is rounded smooth, to allow your glass to glide. Want to clean out debris from a section... just lift it out. No need to disturb your whole work surface! The Waffle Grid comes packaged in a 6-pack, 4-pack and 2-pack. The components are 11-1/4" x 11-1/4" (286mm).



CUTTER'S MATE OIL WELL
Cat. No. 20776

Convenient oil holder. Fits onto Morton's Glass Cutting Surfaces.




FRICTION BUTTONS
Cat. No. 20777

Provides cushioning over Morton's Glass Cutting Surfaces. Also gives enough friction when cutting glass with Cutter's Mate. Eight per pack.



GLASS RUNNING PAD
Cat. No. 20778

Rubber glass running pad. Light and easy to transport. 12-1/2" x 10-1/4" x 1/16" (317 x 260 x 1.6mm) thick. Firm, yet resilient, this pad is especially useful for running scores, circles, ovals and irregular shapes.



CUTTER COZY
Cat. No. 20165


Glass cutter foam grip. Fits over hand cutters for a more comfortable grip! Made in the USA.

PISTOL GRIP CUTTER COZY
Cat. No. 20166

Glass cutter foam grip. Fits over pistol grip cutters for a more comfortable grip! Made in the USA.

BEETLE BITS GLASS CUTTING SYSTEM

Cat. No. 20779



Aids in scoring angles and straight edges to create basic shapes or strips. This product was designed with the same principles as the Cutter's Mate: simplicity, comfort and ease in scoring. The compass dial and rests, resembling beetles, provide ease of cutting from either side of the work surface, or a straight cut perpendicular from the base ruler.

Features of the Beetle Bits Glass Cutting System:

- Wear-resistant straight edge, excellent for strips
- Compass indicates all popular angles for basic shapes
- Designed for use with the Waffle Grid surface

Includes:

- Oil well • 18" Ruler • 23" Straight edge
 - 2 Adjustable-angle rests -- one for each side of the work surface
 - 1 Stationary straight edge rest
 - 1 Swiveling rest, functioning as the compass dial
 - 2 Multi-directional glass stops
- (Does not include Beetle Glass Cutter.)



BEETLE GLASS CUTTER Cat. No. 207795

The Flying Beetle Glass Cutter is designed for use with the Beetle Bit Glass Cutting System. The cutting head is always at a perfect 90° angle to the glass giving a perfect score every time. Just press down on the button to engage the carbide cutting wheel with the glass. The Flying Beetle glides effortlessly back and forth on the straight edge bar. The bright colored pointer is in direct alignment with the lines of The Waffle Grid by Creator's Stained Glass (not pictured), so you will know exactly where the score line is going to be. This is an oilless system, but you may dip the cutting wheel if desired. The Flying Beetle is made from impact resistant polycarbonate. Replacement heads are available as the Toyo TC-10.



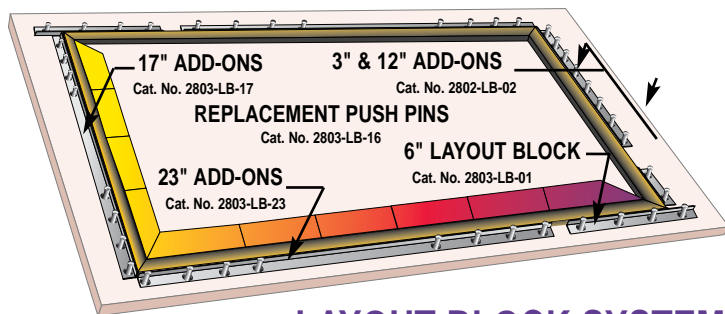
BEETLE JUICE CUTTING FLUID Cat. No. 50205

2 fl. oz. (59ml) with applicator cap. A selective petroleum distillate. Viscosity suited to facilitate glass cutting. Extends glass cutter life. ORM-D

STRAIGHT EDGE Cat. No. 207796

35" x 1-1/4" Aluminum straight edge for the Beetle Bits Glass Cutting System (Cat. No. 20779).

Use inexpensive soft boards for layouts.



LAYOUT BLOCK SYSTEM

TEENY CIRCLE SYSTEM Cat. No. 2814TCS1

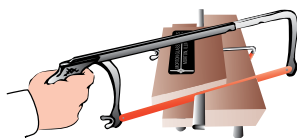


The new "Teeny Circle System" is a jig for glass cutters and cutting surfaces. The jig holds a piece of work and guides the tools operating on it. This system turns a Morton surface into a jig board for quilting designs and small circles (6" to as small as you like). Includes:

- 7" Turn Table (was TT03) • Cutter Guide (was TC01)
- 2 Support Fixtures (from CC06) • 1 Glass Stop (from PG01B) • Instructions (#TCS1)

CLEAN CUT

Cat. No. 2806-ZM-01



Saw and blade not included.

The inexpensive solution for cutting outside borders. Holds zinc, copper and brass secure while making accurate 90° or 45° cuts.

Use a standard hacksaw with a 32 teeth-per-inch blade.

The following products are shown on page C7.

Cat. No.	Prod. #	Product Description
Glass Cutting Surfaces and Accessories		
2809-LS-01	LS01	Maxi Surface (White plastic.. 22-1/2" x 31-3/4")
2802-SS-02	SS02	Mini Surface (White plastic.. 14-1/4" x 22-1/2")
2802-SM-03	SM03	Super Mini Surface 15-3/8" x 22-1/2" x 15" bar
2800-CC-06	CC06	Cutter Caddy (Black plastic.. 6 per package.)
2814-TCS1	TCS1	Teeny Circle System
Glass Shop Fixtures and Accessories		
2800-PG-01B	PG01B	Portable Glass Shop
2814-PG-02B	PG02B	Fence Extension (5" extension)
2814-PG-03	PG03	Studio Cutting Bar (31-1/2" long PG01 bar.)
2805-PG-05	PG05	GS Assembly Tray (Yellow plastic)
2805-PG06B	PG06B	Extra Glass Stops
Glass Breaking Tools / Safety Break System		
2804-SB-01	SB01	Safety Break (Button, push block and runner)
2812-SB-80	SB80	M-80 (One-piece "U" shaped breaker)
Low Cost Light Box Kit		
2808-TL-01	TLK1	Thrifty Lite Kit
(Does not include light fixture... unfinished wood.. 14-3/4" x 25" x 4-1/2")		
Note: Use a G.E. "Bright Stik" or Lights of America model #7020...		
Above fixtures are sold at many hardware and department stores.		
Use: Mini Surface - Cat. No. 2802-SS-02 as work surface.		
Glass Grinder Accessories		
2810-GA-02	GA02	Mr. Splash (21" wide x 8" deep x 11-1/4" tall)
2810-GA-03	GA03	Safety Splash (8" x 8" eye shield)
Layout Block System / Metalworking Tools		
2803-LB-01	LB01	Ten 6" (152mm) Layout Blocks (40 pins)
2802-LB-02	LB02	Four 3" & Four 12" Add-Ons (40 pins)
2803-LB-16	LB16	Replacement Push Pins (16 pins/package)
2803-LB-17	LB17	Two 17" (432mm) Layout Add-Ons (16 pins)
2803-LB-23	LB23	Two 23" (584mm) Layout Add-Ons (16 pins)
2806-ZM-01	ZM01	Clean Cut (Zinc and brass miter vise)
2803-MT-01	MT01	Morton Twister
Glass Storage Rack		
2801-GC-01	GC01	Glass Caddy (11" wide x 5" deep x 5" tall)


See page C6 for more product information.

PORTABLE GLASS SHOP

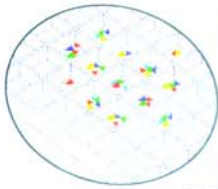
Make squares, diamonds, trapezoids and many other geometric shapes.

Cat. No. 2800-PG-01B

Comes with an audio CD, a reversible squaring fence, an extra squaring block, three glass stops, fast angle fixtures, a Glass Shop ruler and more!



Cutting Surfaces are sold separately from the PG-01B.



MAXI SURFACE - Cat. No. 2809-LS-01

MINI SURFACE - Cat. No. 2802-SS-02

SUPER MINI SURFACE - Cat. No. 2802-SM-03

Morton's Super Mini Surface is two cells taller than a Mini and comes with a 15" (381mm) Glass Shop cutting bar. The cutting bar makes the Super Mini a space saving option for the crafter who uses our Portable Glass Shop. The Super Mini and the 15" (381mm) Glass Shop cutting bar are designed to work with the old Portable Glass Shop model (01) and the new model (PG01B). The Super Mini is tall enough to work with 12" (305mm) glass.

GLASS STOPS Cat. No. 2805-PG-06B

Same as Glass Stops in Morton's Portable Glass Shop. This is a fixture that users say they just can't have too many. Sold in packages of five.




FENCE EXTENSION Cat. No. 2814-PG-02B

5" (127mm) extension to the PG01B Squaring Fence. Comes with inch/metric ruler that adds back the most asked for function of the old glass shop... a ruler on the Squaring Fence.

GS ASSEMBLY TRAY

Cat. No. 2805-PG-05

Use rectangles, triangles and pentagons to make jewelry boxes, lamps, paperweights and more. Instructions for 8 projects... if you have a Glass Shop you need the Assembly Tray.



CIRCLE & BORDER SYSTEM

Cat. No. 2814CBS1

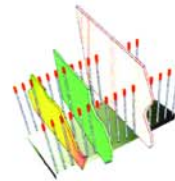
The ultimate accessory for the Portable Glass Shop (Cat. No. 2800-PG-01B). Putting a glass border around a glass circle uses a lot of glass and leaves hard to use scrap. The Circle Border System changes how it's done. Create circles up to 13" (330mm) and borders up to 14" (356mm). It comes with a computer program that does the math and shows through video instruction how to use the system.



GLASS CADDY

Cat. No. 2801-GC-01

(Holds up to 40 one sq. ft. glass squares.)



GLASS BREAKING TOOLS

The three-part Safety Break and the one-piece M-80 allow glass breaking anywhere along the scoreline. This feature is an enormous advantage over tools that work only from the glass edge.

SAFETY BREAK

Cat. No. 2804-SB-01

M-80

Cat. No. 2812-SB-80



6 per package

CUTTER CADDY

Cat. No. 2800-CC-06

STUDIO CUTTING BAR Cat. No. 2814-PG-03



9" longer than the Glass Shop bar. Great for working with larger pieces of glass. 31-1/2 total length.

Use the Caddies as holding fixtures for other accessories...2 Caddies, a Mini Surface and a Studio Cutting Bar will allow scoring a 24" wide piece of glass.



MORTON TWISTER

Cat. No. 2803-MT-01

Twist copper wire or lead came to make decorative edge trim!



LOW COST LIGHTBOX

Surface and light fixture not included.



THRIFTY LITE KIT

Cat. No. 2808-TL-01

Use the Mini Surface face up for cutting and face down for drawing.

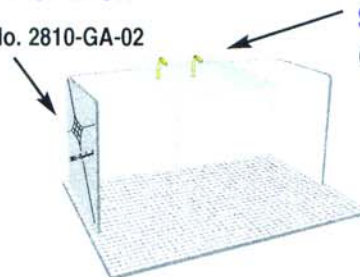
MR. SPLASH


Cat. No. 2810-GA-02

SAFETY SPLASH

Cat. No. 2810-GA-03

Combine the Mini Surface with these grinder accessories to control the mess.






GLASS PRO®

BEGINNER'S STAINED GLASS KIT

Cat. No. SGKITB
Includes everything that beginners need to experience their first project in stained glass. Packaged in a convenient cardboard box to keep all supplies together. Intended for the beginner who doesn't have time to take a formal (steps approach) class but wants to experience stained glass. Complete with small pieces of glass and a pattern with straight lines. INCLUDES:

Cat. No. 5001	Glass Pro™ Flux (ORMD)
Cat. No. 2225	Glass Pro™ Runner
Cat. No. 22210	Glass Pro™ Grozer
Cat. No. 2461	Abrasive Stone
Cat. No. 50205	Cutting Oil
Cat. No. 4302501	Glass Pro™ 50/50 Solder
Cat. No. 2021S	Fletcher Glass Cutter, Gold Tip
Cat. No. 4402	Venture Foil 1/4" x 36 yds. x .001"
SCRAP	5 varied pieces of stained glass
	Beginner Pattern
Cat. No. 2452	Flux Brush
Cat. No. 2553	Nylon Burnisher
Cat. No. 24620	Safety Glasses
Cat. No. 2310503	Hakko Red 60W Iron
Cat. No. 70912	Quick Success Book



PORTABLE LIGHT BOX

Cat. No. 7258

11-1/2" x 15" x 3-3/8" (292 x 381 x 95mm)

Lightweight, rigid metal box with baked-on finish which can be wall-mounted. Folding handle also serves as a tilt-top support. White acrylic top. Clear glass can be added (not supplied) for glass cutting. Provides daylight fluorescent light, 15 watts, 115 volts. On/Off switch, 8 ft. (2.4M) U.L. listed cord and plug. Weighs 7 lbs. (3.2 Kg).



PUSH BUTTON RELEASE CUP

Cat. No. 23080

Compact design aids in lifting up to 10 lbs. (4.5 Kg) of glass. The full grip design allows for extra hand movement and positioning. Simply push this cup onto glass to attach and lift. Releasing is done by depressing the button on the handle. At 3-1/4 inch (82 mm) diam., the cup is small enough to fit in a pocket until ready to use.



2071

18" (457mm) L-SQUARE

Cat. No. 2071

An excellent low-priced tool for straight cutting. Has butting ledge on bottom to assure a 90° score. For right or left handed use. Mounting holes provided for permanent installation if desired. Lightweight, durable plastic with woodgrain finish.

24" (601mm) L-SQUARE

Cat. No. 207124

Heavy duty, lightweight, durable plastic with woodgrain finish.

37" (940mm) L-SQUARE

Cat. No. 207137

Lightweight, durable plastic with woodgrain finish.



RULEX

Cat. No. 21102

A low-cost alternative to expensive cutting systems. Reversible and adjustable rule for cutting, drawing, scribing, framing and designing on glass, and other materials. 16" (406mm) long cutting arm for working with large pieces. Works as a conventional square. Has an edge stop and adjusts from 0° to 135°. Easily locked into position with self-storing allen wrench. Grip pads for accurate placement on glass and tile.

18" (457mm) STRAIGHT EDGE

Cat. No. 2076

Calibrated aluminum 1" x 1/16" (25 x 1.6mm) thick with non-slip cork backing.

NOTE: See page F16 for Cork/Rubber Strip (Cat. No. 9170). Non-skid backing for straight edges and squares.



COLORFUL GLASS CUTTING SQUARES

Cat. No. 20700 - Pink

Cat. No. 20701 - Purple

Cat. No. 20702 - Turquoise

Brilliant colors! The quick and easy way to square off a ragged glass edge. Anchor the square's base against the glass edge and precisely square pieces up to 12-1/2" (318mm) wide. Made of non-abrasive material that won't scratch glass, warp or lose its accuracy. Can be used on mirrors and floor tiles.

BRUSHES



FLUX BRUSH
Cat. No. 2452



STAINLESS STEEL CAME BRUSH
Cat. No. 2453

Black plastic handled stainless steel came brush with contoured grip. 7" (178mm) long.



"PRO" BRUSH
Cat. No. 2457

Hefty table brush for sweeping glass shards. Functions well as a general purpose brush. Five rows of 15 bristle 2-5/8" (67mm) long tufts give a good sweep. 13-3/4" (349mm) hardwood handle has a hole for hanging. Plastic bristles.



2459



2458

SMALL GROUTING BRUSH - 72 per box
Cat. No. 2458 - 1-1/2" x 4-3/4" (38 x 121mm)
Four rows with 12 tufts 5/8" (16mm) long. White tampico bristles with hardwood handle.

LARGE GROUTING BRUSH - 12 per box
Cat. No. 2459 - 2-1/4 x 7-1/2" (63 x 190mm)
Four rows with 12 tufts 1" (25mm) long.

GLASSPRO DRILL BRUSH

Cat. No. 27915

Soft bristle revolving brush for use on a hand-held electric drill.

A handy tool for scrub cleaning glass and metal. Bristles are 1-1/2" (38mm) long. Tightly tufted to 4" (102mm) diameter. 3/8" (10mm) spindle fits most 1/4" drills.



"PRO" GLAZIER'S HAMMER
Cat. No. 2200

Specially designed for the glazing industry. One head is rubber for use on glass. The opposite head is hard plastic for use on lead or nails.

EASY MITER BOX DELUXE

Cat. No. 202305

Designed to cut material up to 1/2" (13mm) thick and as wide as 2" (51mm). May be used with wood and plastic. The three cam clamps securely hold material in place while cutting. Includes a Zona Razor Saw with 32 teeth per inch and a thin .010 blade for finer cuts.



MITER-VISE
Cat. No. 2025

Made in the USA, this solid maple vise is easy to use for holding came or rebar while cutting straight 90°, 45° and 22.5° angles. May be screwed down by hand for use. Instructions included.



MITER BOX SET
Cat. No. 20230

Cat. No. 20231 - Replacement Saw Blade
Includes aluminum miter box and metal cutting saw. Miter box has slots for accurately cutting 45° and 90° angles. One piece of aluminum measures 5-1/4" x 1-3/4" (133 x 44mm) with table lip. Saw blade has serrated teeth suitable for cutting non-ferrous metals such as zinc, copper, brass and lead. Blade is easily removed from handle for replacement. Measures 5" x 1-1/4" x .011" (127 x 32 x .3mm).

PATINA BUDDY
Cat. No. 24511

A pure brass scrubber for cleaning metal prior to patina application. Does not break.



GLASS POLISHING KIT
Cat. No. 27910

Restores glass to like new condition. Removes haze, light scratches, etc., from windows, mirrors, or any glass surface. Fast, easy, professional looking results, even for a beginner. Kit includes: 3" (76mm) diameter, 1-1/2" (37mm) thick wool polishing wheel with 1-1/4" (32mm) mandrel to fit a variable speed drill (drill not supplied) or other low speed rotary tool (recommended 1500 rpm maximum working speed). 8 oz. jar of glass polishing compound and instructions.



ABRASIVE STONE
Cat. No. 2461

Stone for edging glass. 10" x 1-5/16" x 3/4" (254 x 33 x 19mm). Aluminum oxide.

LIGHTWEIGHT SCOURING PADS

Cat. No. 2799

6" x 8" x 5/16" thick (152 x 203 x 7.9mm)
"Glass friendly" white scouring pads. Good for applying patinas. Packaged in a box of ten pads.



FLUX BOTTLE HOLDER
Cat. No. 2006

Catches flux spills from careless hand movements or soldering iron cords. May also be used for bottles of patina or cutting oil.

RUNNING PLIERS



"SWIVEL END" RUNNING PLIERS

Cat. No. 2026 - 8" (203mm) long

Cat. No. 2026RT - Replacement Tip

Top-of-the-line, lightweight aluminum. Rubber anvil and fulcrum. Rotates to follow curves for precision running millimeter by millimeter. Spring opens handles after each press. Weighs 7 oz. (198g).



RINGSTAR RUNNER

Cat. No. 2027

Cat. No. 2027RT - Replacement Tip

Innovative runner made in Germany. By centering the score line in the "window" of the runner, even pressure is exerted on the score, producing a clean accurate break.



DRAGON RUNNING PLIERS

Cat. No. 2193 - 6-1/2" (165mm) long

Another quality Dragon tool crafted for superior results and ease of use. The Running Pliers are only 6-1/2" long with non-slip handles and plastic-coated 3/4" (19mm) jaw-ends that do not scratch glass. Brass screw adjustment ensures proper jaw settings for running a score, but does not crush the glass. Weighs 6 oz.



169 FLETCHER RUNNING PLIERS

Cat. No. 2209

Cat. No. 2211 - Replacement Tip

6" (152mm) long, 3/4" (19mm) jaw. Lightweight.



189 FLETCHER RUNNING PLIERS

Cat. No. 2210

Cat. No. 2212 - Replacement Tip

8" (203mm) long, 1" (25mm) jaw. Lightweight.



"PRO" RUNNER

Cat. No. 22181 - 8" (203mm) long, 1" (25mm) jaw.

Lightweight. Includes extra jaw inserts.



GLASSNAPPERS

Cat. No. 2213 - Black

Cat. No. 221301 - Hot Pink

Cat. No. 221303 - Hot Blue

The jaws exert even pressure to start and run a break on both sides of a score line. Running pliers for 1/8" (3mm) or thinner glass. Made specifically for stained glass. Narrower than any other pliers on the market. Trigger action makes them easier to use than other types. 1/2" (13mm) jaw.



GLASS PRO™ RUNNER

Cat. No. 2225 - 8" (203mm) long

All steel, with 1" (25mm) jaw. Plastic coated on handle. Adjustable limit screw prevents crushing. High visibility handle. Replaceable running grip.



REPLACEMENT TIPS

Cat. No. 222501

Replacements for running plier tips. Fits GLASSPRO runners. Sold in pairs.



GLASS PRO™ BREAKING PLIERS

Cat. No. 2205

6-1/2" (165mm) long, 7/16" (11mm) wide jaws. Highly visible handle.



DRAGON BREAKER PLIERS

Cat. No. 22142

Made of high carbon steel. Another quality Dragon tool crafted for superior results and ease of use. Blue plastic coated handles.



HANDY BOTTLE & JAR CUTTER

Cat. No. 2789

Cut round or square bottles easily with this sturdy plastic adjustable bottle and jar cutter.

Complete with 2 adjustable cutting wheels, 5 sanding sheets, an adjustment wedge, glass tapper and a full-color bottle cutting reference guide. Some minor assembly is necessary. Grey plastic construction.



PLIERS

THIN NEEDLE NOSE PLIERS

Cat. No. 22085

5" (127mm) long. Small, lightweight needle nose pliers ideal for bead, wire and ring assembly. Perfect for tight spaces. Tip length: 7/8" (22mm).

BREAKER-GROZERS



DRAGON BREAKER GROZER

Cat. No. 22141

Another quality Dragon tool crafted for superior results and ease of use. Made of high carbon steel, this tool is for the professional or hobbyist who wants the highest quality. Spring-loaded.



FANOUT BREAKER GROZER

Cat. No. 21224

6-1/4" (159mm) long. Spring-loaded with great lip design. Accurate grozing in tight areas. Green plastic coated handle.

GROZERS



GLASS PRO™ MINI GROZER

Cat. No. 2202

6" (152mm) long. Narrow 1/8" (3mm) serrated jaw for precise grozing. Highly visible handle.



KNIPEX GROZING PLIERS

Cat. No. 2204

3/8" (10mm) jaw, 6-1/4" (159mm) long. Use for controlled nibbling on an uneven scored line or as breaking pliers for parting thin scrap from the scored line. Curved jaw—best quality. The professionals' choice.



GLASS PRO™ GROZER

Cat. No. 22210

6" (152mm) long. Grozer with curved jaw. Highly visible handle.



POWER BREAKER SET (TOYO)

Cat. No. 20131

The Power Breaker produces a 16:1 leverage ratio, requiring only light hand pressure to run scores in thick glass. Accepts glass up to .75 inches (19mm) in thickness. Used in conjunction with Toyo's Tap Wheel™ Technology Supercutter (one included in set), it is possible to produce cuts with very little flare.

MOSAIC CUTTERS & NIPPERS

BOHLE MOSAIC CUTTER

Cat. No. 2057

Cat. No. 205715 -

Replacement Wheel Set

7" (203mm) long. Economical professional cutter for mosaic glass. A slight turn of the carbide wheel brings a sharp edge to the glass as the cutting surface wears. Jaws open fully to 9/16" (14mm). Carbide cutting wheels are 7/8" (22mm) in diameter. All steel construction with spring return to full opening. Non-slip plastic handgrips.



ZAG-ZAG JUNIOR GLASS NIBBLER

Cat. No. 22264

Does the work of glass scoring and breaking. It is especially helpful for small, intricate shapes. Nibbles out the desired glass piece. The cutting heads are precisely set, but do not meet. With very little hand pressure the unwanted glass is broken away. It can also be used for breaking off glass rods. The plier handles are 7" (178mm) long and are made of aluminum and steel.



GLASSPRO™ TILE NIPPER

Cat. No. 20571

A precision high-quality nipper for mosaic work. Nips tiles in halves, quarters, diagonals, and odd shapes. Precision cutting blades are 7/16" (11mm) carbide tipped. Weighs only 9 oz. (255g). 8" (203mm) plastic coated handle for a sure grip.

ENGRAVING & ETCHING TOOLS



INLAND DIAMOND ENGRAVER

Cat. No. 2316

Cat. No. 23161 - Engraver Replacement Bit

This diamond-tipped engraver will mark glass or any other surface. Excellent for signing works of art or labeling all kinds of personal property. Permanent engraving on a wide variety of surfaces. Additional bits are available. 115 volts.

ADDITIONAL INLAND DIAMOND ENGRAVER BITS:

Cat. No. 23162 - Diamond Cone Tip Bit

Cat. No. 23163 - Diamond Large Ball Tip

Cat. No. 23164 - Diamond Inverted Cone

ENGRAVER TIP SET - Cat. No. 23165

20 Assorted tips in hard plastic container.



DIAMOND POINT GLASS ENGRAVING SET

Cat. No. 24641 - Complete Set

Cat. No. 24642 - Small Diamond Tip

Cat. No. 24643 - Medium Diamond Tip

Cat. No. 24644 - Shading Tip

Hand-held engraving kit for soft (Soda Lime) glass with three interchangeable points for decorating and personalizing. Complete kit contains one pencil-style tip holder and three diamond tips. Additional tips are available separately.



WIRE FORMING PEGBOARD

Cat. No. 245560

A plastic wire bending pegboard with 36 bending pins in four different sizes. Used for making bends such as centered and off-centered eyes, curves, angles, circles and spirals.

HANDI-BENDER

Cat. No. 24555

Handi-Bender is a rugged cast aluminum bending jig for use on a board, bench or in a vise. It has three steel bending pins. Includes instructions for making basic bends such as centered and off-centered eyes, curves, angles, circles and spirals. Instructions also



cover wire straightening, soldering and wire cutting. Diagrams of shapes that can be made with the Handi-Bender are included.

LEAD CUTTERS

FAN OUT LEAD DYKE

Cat. No. 21225

6-1/4" long (159mm) high quality lead dyke with spring-loaded feature which reduces chances of distorting and crushing lead during cutting. Secure plastic hand grips.



DRAGON LEAD DYKE

Cat. No. 2192

6-1/4" (159mm) long. Superior construction, made from excellent materials with attention to detail. Non-slip handles and a 3/4" (19mm) cutting tip ground shear on one side ensure clean cuts on lead came. Weighs 4-1/2 oz.



EASY CUTTER

Cat. No. 219501

A precision cutting tool for lead came. All metal with a high carbon steel blade. Double ground and heat treated to stay sharp. Angle plate is calibrated with easy to read standard and metric markings.



GLASS PRO™ LEAD CUTTER

Cat. No. 22220

6" (152mm) long. Lead-cutting pliers that will not mash lead. Cuts clean.



LIL' NOTCHER

Cat. No. 24810 - 45°

Cat. No. 24811 - 90°

Cuts a clean notch with one squeeze on both sides of 1/8" (3mm) channel came. Useful for the production of frames, boxes, etc. Adjustable head to accept other U-channels (2 to 5mm). Notching saves from soldering three sides of a 4-sided box. Will also cut 1/8" (3mm) zinc, copper or brass U-channel came.



LEAD KNIVES

PRO LEAD KNIFE

Cat. No. 2507

Designed for safety. Craftsman's hand cannot slip onto the blade. Features a comfortable handle with a copper inlay butt for glazing. Stainless steel blade retains edge.



FAN OUT LEAD KNIFE

Cat. No. 21223

Quality knife with weighted alloy handle. 5" (127mm) long.



LEAD VISES

SPRING-LOADED LEAD VISE

Cat. No. 25101

Spring-loaded vise made of die cast aluminum. Spring keeps the arm down on the lead so it will not pull free. The only vise made in the USA.



LEAD VISE

Cat. No. 2550

Serrated jaws grip lead for a firm hold. May be firmly attached to a work table. Spring lock.



ULTIMATE LEAD STRETCHER

Cat. No. 21212

Powder-coated, heavy-duty metal for durability. "Sure-grip" handle for easy use. Package includes a modified lead vise that can be mounted onto a workbench.

CAME FORMING MACHINE

Cat. No. 2231

The forming rolls have three shapes combined on one set of rollers. Roll "U" channels as well as "H" shapes all on the same set of rollers. Designed for zinc materials. Roller should be lubricated as used. Aluminum frame screws onto a work bench. Forming rolls are 2-1/2" (63mm) in diameter.

PATTERN SHEARS

Pattern shears have three blades. The center blade passes between the other blades and removes a thin strip from the paper pattern to compensate for thickness of the heart of lead came or two layers of copper foil. Lead shears remove a strip that is approximately 1/16" (1.6mm) wide. Foil shears remove a strip approximately 1/32" (0.8mm) wide.



23051

MIKA TWO-IN-ONE SHEARS

Cat. No. 23051

Shears for both foil or lead pattern compensation. Precision-fit fulcrum screw has full bearing surface for lasting performance. Stainless steel blades.



2306F & 2306L

MIKA FIXED BLADE BRAND

Cat. No. 2306F - Foil Shears

Cat. No. 2306L - Lead Shears

Manufacturer of Two-In-One shears also makes these conventional fixed blade shears.



23072 & 23073

INLAND DURA-LIFE SHEARS

Cat. No. 23072 - Lead Shears

Cat. No. 23073 - Foil Shears

Dura-Life shears from Inland are stainless steel with precision honed cutting edges for accurate results.



21221 & 21222

FAN OUT LEAD & FOIL SHEARS

Cat. No. 21221 - Lead Shears (White Handle)

Cat. No. 21222 - Foil Shears (Blue Handle)

Quality stainless steel blades for cutting patterns accurately. 8" (203mm) long.



21226

THINLINE SHEARS

Cat. No. 21226

Set includes shear and sharpener. .8mm cut line.



23077

MOSAIC PATTERN SHEARS

Cat. No. 23077

No more guessing on grout lines! Mosaic Art Shears cut out a 1/8" (3mm) grout line to guarantee perfect sized mosaic pieces. An excellent time saver for mosaic artists.

CENTER (DROPOUT) BLADE WIDTHS

MICROMETER READINGS IN INCHES

Cat. No.	Description	Type	Width
21221	Fan Out Shears	Lead	.078"
21222	Fan Out Shears	Foil	.039"
23051	Mika 2 in 1 Shears	Lead	.058"
		Foil	.039"
2306L	Mika Shears	Lead	.058"
2306F	Mika Shears	Foil	.045"
23072	Inland Dura-Life Shears	Lead	.071"
23073	Inland Dura-Life Shears	Foil	.047"
218401*	"Easy Cut" Shears	Foil	.048"
218402*	"Easy Cut" Shears	Lead	.062"

* Shears with square outer blades. All other brands have tapered outer blades.



UTILITY KNIFE

Cat. No. 49831

Surgically sharp interchangeable blade along with a four jaw chuck handle for positive blade gripping. Ideal for fine cuts on stencils.

Cat. No. 49831RB - 5 Replacement Blades. Interchangeable with X-ACTO, PO, Stanley, etc.

Cat. No. 4983101 - Bulk package of replacement blades (100).



DELUXE UTILITY KNIFE

Cat. No. 49832

Knife handle accepts double-sided blade (not included) to aid in impressing designs in hot glass. Also accepts replacement blades, Cat. Nos. 49831B and 4983101.



218401

218402

"EASY CUT"™ LEAD & FOIL SHEARS

Cat. No. 218401 - Foil Shears (Black Handle)

Cat. No. 218402 - Lead Shears (Grey Handle)

Precision stainless steel blades with adjustable spring-loaded tension control. Ergonomically designed handles. Short blade length ensures even strokes for control, clean detailed cuts and tight radial cuts.



80 WATT SOLDERING IRON

Cat. No. 231080
(Hakko Part No. 780F-02-V12E)
Soldering iron with 1/4" chisel tip.

REPLACEMENT TIP:

Cat. No. 231480
(Hakko Part No. ED7)
1/4" Chisel Tip for 80 watt iron.

FEATURES INCLUDE:

- ❖ 110-120 volt operation.
- ❖ Cord strain relief.
- ❖ Copper-based tips, iron-plated and tinned.
- ❖ Nickel/Chromium heating element over-wrapped with mica insulation.
- ❖ Alumina-coated tip socket for longer life and less tip-to-socket freezing.
- ❖ Non-corroding brass connectors.
- ❖ Easily replaceable heating element.

100 WATT SOLDERING IRON

Cat. No. 2310100
(Hakko Part No. 790F-02-V12E)
Soldering iron with 5/16" chisel tip.

REPLACEMENT TIP:

Cat. No. 2314100
(Hakko Part No. ED8)
5/16" Chisel tip for 100 watt iron.



SUPER PRO 1000°F 60 WATT IRON

Cat. No. 231060
(Hakko Part No. P456-16)
Top of the line work horse! Solders copper foil without temperature loss. Unique design fits the tip over the ceramic heating element utilizing its full heat output. The larger ceramic element and tip design allows this lightweight iron to do the work of other higher wattage irons.



231460



2314601

SPECIAL FEATURES:

- ❖ Outer steel case prevents tip from freezing to the heating element.
- ❖ Comfortable, cool handle.
- ❖ 3-wire connector.
- ❖ Spring strain relief.
- ❖ 3/16" (5mm) iron-clad copper tip.
- ❖ Optional 3/8" (10mm) chisel tip accessory.
- ❖ 1-year warranty for normal use.


REPLACEMENT TIPS:

Cat. No. 231460 - 3/16" Chisel
(Hakko Part No. A1026)


Cat. No. 2314601 - 3/8" Chisel
(Hakko Part No. A1179)

SOLDERING IRON HOLDER:

SUPER PRO IRON may be used with ANY Hakko Holder.



231532 - 1/8" chisel



231565 - 1/4" chisel

HAKKO TEMPERATURE CONTROLLED 85 WATT IRON

Cat. No. 2315
(Hakko Part No. 918M-V12)
Made of a ceramic heating element with a built-in temperature control sensor. This means faster, more stable control and no overheating. 85 watts, compact, lightweight and adjustable for decorative work. Guaranteed trouble-free for one year under normal use.

REPLACEMENT TIPS:

Cat. No. 231532 - Chisel Tip
(Hakko Part No. 918-T-3.2D)

Cat. No. 231565 - Wide Chisel
(Hakko Part No. 918-T-6.5D)

SOLDERING IRON HOLDER:

Temp. control iron may be used with ANY Hakko Holder.



HAKKO RED 60 WATT IRON

Cat. No. 2310-503
(Hakko Part No. 503F-V12ED)
60 watt soldering iron designed especially for the new hobbyist. 9-1/2" (241mm) long and very lightweight, featuring a heavy plastic handle that remains cool while working. 3/16" (5mm) chisel tip is included.

REPLACEMENT TIP:

Cat. No. 2314503 - 3/16" Chisel
(Hakko Part No. ED6)



100 WATT MEDIUM DUTY "PRO" BRAND SOLDERING IRON

Cat. No. 2118
The features of a more expensive iron at an affordable price for the novice. The heat coil produces sufficient heat for copper foil soldering. For lightweight, thinner came, a soldering iron control is recommended. Iron weight: 7oz. (198g); iron length: 11-5/8" (295mm). Complete with 3/8" (10mm) diameter chisel tip. Two-conductor cord. 100 watts, 110/220 V. A.C. Contoured natural finish hardwood handle.

ADDITIONAL IRON TIPS AVAILABLE:

Cat. No. 2152-1 3/8" (10mm) Chisel Tip
Cat. No. 2152-2 1/4" (6mm) Stepdown Tip
Cat. No. 2152-3 Pyramid Tip

REPLACEMENT TIP:

Cat. No. 2118RT
Replacement Tip

HAKKO HOT IRON CARRIER

(Hakko Part No. 605M)
Cat. No. 23112
A hot iron cozy! A must-have cover made of heat-insulating Kevlar so students can unplug their irons, cover them and go. No need to end class early to allow the irons to cool.

FITS HAKKO SOLDERING IRON

Cat. No. 2315





INLAND TEMPTR0L 100™ SOLDERING IRON

Cat. No. 2072

Features a positive grip handle with easily accessible dial control for low to high temperatures. Includes 3/8" x 3" (9.5 x 76mm) clad steel chisel tip, which locks securely with threaded collar. 100 watts, 110 volts.

ADDITIONAL TEMPTR0L 100™ TIPS:



Cat. No. 207218
Stepdown to 1/8" chisel



Cat. No. 207214
Stepdown to 1/4" chisel



Cat. No. 207238
3/8" chisel



INLAND 100W ECONOMY SOLDERING IRON

Cat. No. 20741

The Inland 100W Economy Soldering Iron combines safety with an affordable price.

Key Features:

- Operates at 100 watts and up to 1000°F.
- Comes with 1/4" iron clad chisel style tip.
- Can be used with a temperature control device.
- Safety insulators on all connections.
- Style: Black handle with gray-black grip.
- Six Month Warranty.



INLAND 100W DELUXE SOLDERING IRON

Cat. No. 20742

The Inland 100W Deluxe Soldering Iron combines quality construction with an affordable price.

Key Features:

- Operates at 100 watts and up to 1000°F.
- Comes with 5/16" iron clad chisel style tip.
- Comfortable insulated Maroon & White handle.
- Lightweight
- Can be used with a temperature control device.
- Insulated cord.
- One year Warranty.

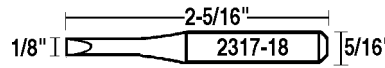


INSTA-HEAT CERAMIC HEATER SOLDERING IRON

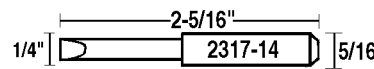
Cat. No. 2317

The Insta-Heat Ceramic Soldering Iron heats in 45 seconds. The element is expected to last twice as long as conventional soldering iron elements.

ADDITIONAL INSTA-HEAT TIPS:



Cat. No. 231718
Ceramic Heater 1/8" Tip



Cat. No. 231714
Ceramic Heater 1/4" Tip



STUDIO PROFESSIONAL 100 W IRON

Cat. No. 20743

The Studio Professional is made to meet the rigors of studio and production use without the "professional" price. Its durable construction and higher operating temperatures gets the job done.

Key Features:

- * Operates at 100 watts and up to 1200°F.
- * Comes with a premium 3/8" iron clad chisel style tip.
- * Comfort grip insulated handle stays cool.
- * Quick change nut for easy tip changes.
- * Can be used with a temperature control device.
- * Heavy duty insulated cord.
- * One year Warranty.

REPLACEMENT TIPS

Cat. No. 207218 - 1/8"

Cat. No. 207214 - 1/4"

Cat. No. 207238 - 3/8"

INLAND SOLDERING IRON TIPS

Cat. No. 20744 - 1/4" Standard Tip

Cat. No. 20745 - 1/8" Premium Tip

Operate at 100 watts and up to 1000°F. Chisel style premium clad tips for long life. For use with the Inland 100W Deluxe Soldering Iron and 100W Economy Soldering Iron. Match tip size to the job for better results. Use the 1/8" tip for decorative soldering and special effects. Use the 1/4" tip for thinner solder lines and tight places. Economical choice for class room and studio use.

WELLER/UNGAR SOLDERING IRONS

**REPLACEMENT TIPS**

Cat. No. 2020MTG20
3/8" Chisel Tip

Cat. No. 2020MTG21
3/8" - 1/4" Chisel Tip

80 WATT MEDIUM DUTY IRON

Cat. No. 2020SPG80

Designed for hobby work, stained glass and minor repairs. The 3/8" (10mm) diameter tip develops a 900°F temperature. Soldering iron rest is included. Weight: 6 oz. (170g). Length: 9-3/4" (248mm). 120 volts. Includes 3/8" and 1/4" (10mm-6mm) tips.

**REPLACEMENT TIP**

Cat. No. 2020MTG30
1/2" Chisel Tip

120 WATT HEAVY DUTY IRON

Cat. No. 2020SP120

Ideal for home, workshop, repairs, stained glass and hobbies. The 1/2" (13mm) diameter long-life iron-plated tip develops a 900°F temperature. 10oz. (283g) weight, the iron is 11-3/8" (289mm) long and includes a soldering iron rest. 120 volts.

**MODEL 1140A**

Cat. No. 2120-1140A

A 1000°F (538°C) tip temperature iron. 4033S interchangeable heater and integral iron-clad, silver-plated, long taper chisel-shaped tip. 120 volts.

**MODEL 1175**

Cat. No. 2120-1175

High-performance 1000°F (538°C) interchangeable heater with replaceable iron clad, silver-plated, long taper chisel-shaped tip. 120 volts. Red handle.

IRON-CLAD AND SILVER-PLATED REPLACEMENT TIPS

2120PL113
1/8" Chisel
(3mm)



2120PL133
3/16" Chisel
(4.8mm)



2120PL350
3/8" Chisel
(10mm)

**TEMPERATURE CONTROL 100 WATT IRON**

Cat. No. 2020W100PG

A high-quality, portable tool designed for production work with all the benefits of controlled output and temperature. Features a plug-in heating element barrel assembly that makes replacement simple and quick. Supplied with CT6F7 700°F 3/8" (10mm) tip. 600°F and 800°F temperature selection tips are also available. 6' (183cm) cord; 120 volts.

REPLACEMENT TIPS:

Cat. No. 2020CT6D7 - 3/16" (700°)

Cat. No. 2020CT6E6 - 3/8-1/4" (600°)

Cat. No. 2020CT6E7 - 3/8-1/4" (700°)

Cat. No. 2020CT6E8 - 3/8- 1/4" (800°)

Cat. No. 2020CT6F6 - 3/8" (600°)

Cat. No. 2020CT6F7 - 3/8" (700°)

Cat. No. 2020CT6F8 - 3/8" (800°)

COMBINATION IRONS

Varied line of irons and iron combinations ideally suited for stained glass crafting. The irons are lightweight yet sturdy. The heater allows rapid heat recovery for continuous operation. U.L. listed. The handle and separate heater allow the user to have a range of temperatures for specific applications.

**SOLDERING IRON HANDLE**

Cat. No. 2120-7760

Lightweight with thread-in socket. Complete with two conductor cords and plug. For use with soldering iron heaters and tips (see below).

SOLDERING IRON HEATERS

**HEATER WITH 45W CHISEL TIP**

Cat. No. 2120-4033S

Iron-clad chisel tip with screw-in heater. 1000°F (538°C), 120 volts, 45 watt tip temperature.

**HEATER WITH 50W CHISEL TIP**

Cat. No. 2120-33

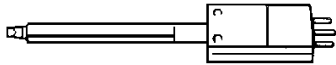
Iron clad chisel tip with screw-in heater. 1100°F (593°C), 120 volt, 50 watt tip temperature.

**HEATERS WITH THREADED END (LESS TIP)**

Cat. No. 2120-37 - Heater 1000°F (538°C), 120 volts, 50 watts.



REPLACEMENT TIPS:
Cat. No. 2020GT7PR
 Powerhead Replacement



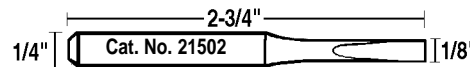
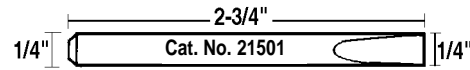
WELLER SOLDER GUN

Cat. No. 2020GT7A

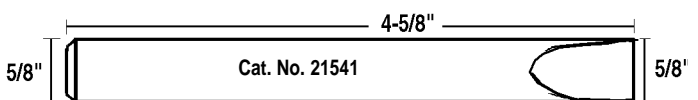
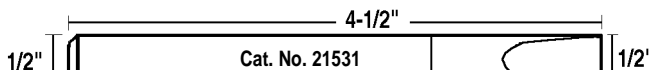
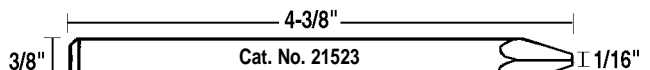
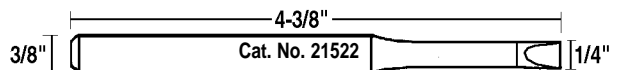
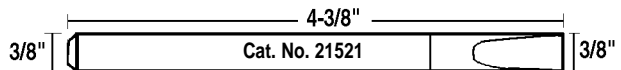
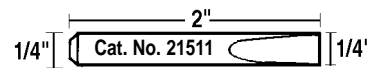
Solder Gun with temperature controlled solid state interchangeable powerhead. Long-lasting and lightweight. Cord is 5' (1524mm) long and plugs into any household outlet. Automatic switch limits tip temperature, preventing over-heating and extending its life. Convenient ejection button makes switching powerheads quick and easy. 120 volts, 150 watts, 60 Hz.

REPLACEMENT TIPS


Crafted with copper and iron-plated for long life. Nickel-plated over the iron for corrosion protection and chrome-plated to immunize the surface against solder. The tip is then pretinned. Replacement tips for most soldering irons (except Tempmatic). Measure present tip diameter and length when ordering replacement. Tip must seat to full depth of socket or coil may burn out.



TIPS FIT MOST IRONS



WELLER IRON REPLACEMENT TIPS




MTG20

Cat. No. 2020MTG20
 3/8" Chisel Tip for SPG80 Iron



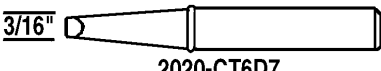
MTG21

Cat. No. 2020MTG21
 3/8"-1/4" Chisel Tip for SPG80 Iron



MTG30

Cat. No. 2020MTG30
 1/2" Chisel Tip for SP120 iron



2020-CT6D7

Cat. No. 2020-CT6D7
 3/16" Tip (700°)



2020-CT6F6, CT6F7 & CT6F8

3/8" TIPS FOR W100 IRON
 3 temperature levels available:
Cat. No. 2020CT6F6 - 600° tip
Cat. No. 2020CT6F7 - 700° tip
Cat. No. 2020CT6F8 - 800° tip



2020-CT6E6, CT6E7 & CT6E8

3 temperature levels available:
Cat. No. 2020CT6E6 - 600° tip
Cat. No. 2020CT6E7 - 700° tip
Cat. No. 2020CT6E8 - 800° tip

**MODELS 4080 & 4100
Replacement Tips:****Cat. No. 21501**
1/4" Chisel - 2-3/4" long**Cat. No. 21502**
1/8" Stepdown - 2-3/4" long**MODEL 9460 Replacement
Tips:****Cat. No. 21511**
1/4" Chisel - 2" long**ESICO SOLDERING IRONS**

All ESICO Soldering Irons are designed to provide long, dependable service. Built around the famous ESICO mica-wound element, irons are engineered for quick heat production, transfer and recovery. Stainless steel stems ensure cooler handles. Flexible cords resist oil, heat and abrasion. Heating elements and all other components of ESICO Soldering Irons are easily replaced.

LIGHTWEIGHT IRONS**For Copper Foil and Small Lead Came**

Model 4080 and 4100 irons are used mostly for copper foil soldering. The 1/4" (6mm) tip is best suited for that purpose. If a broader tip is required for occasional use, a mushroom tip 3/8" (10mm) wide, with a 1/4" (6mm) shank is available. 120 volts.




Cat. No. 2101 - Model 4080 (80 watt)
Cat. No. 2102 - Model 4100 (100 watt)

HEAVY DUTY IRONS**For Copper Foil and Lead Came**

The 6000 and 8000 Series irons have higher wattage and broader tips for lead soldering. While all of these irons generate about the same tip temperature, the higher wattage models hold the heat longer when soldering continuously on heavier lead, zinc and/or reinforcing bars. 120 volts.



Cat. No. 2103100 - Model 6100 (100 watt)
Cat. No. 2103150 - Model 6150 (150 watt)
Cat. No. 2103200 - Model 6200 (200 watt)
Cat. No. 2105 - Model 8200 (200 watt)
Cat. No. 2105250 - Model 8250 (250 watt)

**MODELS 6100, 6150 &
6200 Replacement Tips:****Cat. No. 21521**
3/8" Chisel - 4-3/8" long**Cat. No. 21522**
1/4" Stepdown - 4-3/8" long**Cat. No. 21523**
3/8" Pyramid - 4-3/8" long**MODELS 8200 & 8250
Replacement Tips:****Cat. No. 21531**
1/2" Chisel - 4-1/2" long**IRON SOLDERING TIP - Cat. No. 215321**

This ESICO 1/2" to 1/4" chisel point iron tip is precision machined from the finest tellerium copper to assure maximum heat transfer. It is individually raked and centerless ground to assure the close fit in the barrel of the iron necessary for efficient heat transfer. The alloy overplated on all but the working surface inhibits oxidation and amalgamation as well as sticking or freezing of the tip shank in the iron. The tip is also pre-tinned on the working surface, making it ready for immediate use.

Note: 1/2" to 1/4" step-down tip, #21532, has been discontinued by the manufacturer.

SOLDERING IRON CONTROLS
**GLASTAR SOLDERING IRON
CONTROL**
Cat. No. 2175

Bi-metal regulator, more efficient and more reliable than a rheostat or a voltage control. Handles up to 1800 watts. Includes rubber feet and very detailed instructions for soldering lead using a control.

**INLAND "MINI-PHASER"™
SOLDERING IRON CONTROL****Cat. No. 2073**

Features solid state circuitry. Precise current adjustment with on/off LED indicator. Measures: 3-3/4 x 4-1/2" (95 x 114mm). 120 volts, 15 amps, 1800 watts.

**"PRO" SOLDERING IRON CONTROL**
Cat. No. 2173

Solid state, 800 watts, 8 amps, 110 volts.



WELLER SOLDERING STATION

Cat. No. 23074

Controlled soldering for the hobbyist or professional. Adjustable heat from 5 to 80 watts lets you control temperature as needed. Basic station includes 80-watt stained glass iron. Station is complete with temperature controller and holder. 120 volts, 60 Hz.

TOOL ORGANIZER INLAND GLASS STATION

Cat. No. 21211

Complete tool organizer and work station. Holds important tools and supplies for the stained glass crafter such as pattern shears, glass cutters, tracing pens, breaker-grozers and soldering irons. 14" wide x 6" deep x 3-1/2" high (355 x 152 x 89mm). Retractable handles.



WELLER IRON STAND

Cat. No. 23194

PH100 stand consists of a base designed to hold a sponge for tip cleaning and a spring/funnel assembly used to hold the soldering iron. Spring/funnel is attached to the base at an angle of approximately 0 - 35° from the workbench. Fits W100 PG iron.



MIKA CONTEMPORARY SOLDERING IRON STAND

Cat. No. 2189

All solid steel construction with a heat resistant bakelite ring that is not heat conductive. Weighted bottom designed to prevent tipping. Fits most irons. Sponge tip cleaner is included.



"PRO" HEAVY BASE STAND

Cat. No. 2188

This cast-iron base stand stays in place when iron is removed and replaced. Accommodates irons with shafts up to 3/4" diameter. Complete with sponge. Does not accept Weller W100PG iron.



INLAND SOLDERING IRON STAND

Cat. No. 2074

Features a heavy cast iron base and coiled spring steel socket for soldering iron. Includes a well for a wiping sponge in the base.



INLAND SOLDER STATION™

Cat. No. 21091

Holds all soldering tools and equipment in one place—ready to use.

Features include:

- High-impact plastic, impervious to hot solder drips.
- Built-in temperature controller (Mini-Phaser).
- Grounded top-mounted electrical outlet (115v or 230v).
- 5 ft. grounded power extension cord.
- Cord routing system.
- Wire coil-type soldering iron stand with tip cleaning sponge.
- Solder roll holder.
- Flux bottle well with a flux brush holder.
- Triangular flux sponge.
- Convenient plier/tool well.
- A catch-all tray for small items.
- Convenient size: 9-1/2" x 6" x 1-5/8" (241 x 152 x 41mm).



TIP CLEANERS

HAKKO TIP CLEANER - Cat. No. 2312

(Hakko Part No. 599)

Made of flux-dipped brass-wool. Requiring no water, it cleans the tip without temperature drop. Plunge the hot iron tip into the brass-wool to remove crust build-up. Brass case is 3" (76mm) in diameter. Non-skid buttons on the bottom.



HAKKO TIP CLEANER REFILL - Cat. No. 2312A

(Hakko Part No. 599-029)

Refill media for Hakko Tip Cleaner.

HAKKO IRON HOLDER & CLEANER

Cat. No. 23114 - (Hakko Part No. 601)

Handy time-saver—never needs wetting. Made of temperature resistant materials with a non-skid base. It holds many kinds of soldering irons. 3.31" x 7.28" (84 x 80 x 185mm). Weighs 1.23 lbs. (560g).



Fits Hakko Irons: Cat. Nos. 231060 & 2315.



HAAKO TIP CLEANING PASTE - Cat. No. 50701

Soldering iron tip cleaning paste. Rejuvenates oxidized soldering iron tips and helps restore them back to useful life. Removes oxidation, re-tins the tip, is lead-free, does not contain Diammonium Phosphate and is a safe alternative to Sal Ammoniac.



TIP CLEANING BLOCK Cat. No. 5070

1/2 lb. (227g) package.

Solid brick of Sal-Ammoniac. Rub hot iron tip on brick to keep the tip bright and wet. Non-abrasive—will not damage tip.



SOLDERING IRON TIP CLEANER

Cat. No. 2183

Soldering Iron Tip Cleaner includes tray of heat-resistant materials, skid-resistant feet and sponge. Cellulose sponge withstands heat far better than regular market sponges. Does not create fumes.



Cat. No. 2183RF

Refill sponge.



ANTI-BLOC PASTE Cat. No. 23196

Also referred to as "Anti-Seize". A small application of Weller Anti-Bloc Paste keeps the socket end of soldering iron tips from freezing in place.



SMOKE & FUME ABSORBERS

BENCHTOP SMOKE ABSORBER

Cat. No. 23201

Cat. No. 232011- Filter replacement, pkg. 3

- Removes flux fumes from soldering workbench
- Great for workspaces using more active fluxes used with lead-free solder
- Fumes are absorbed by the replaceable carbon-activated filter
- Includes one replacement filter (WSA350F)
- Stand allows the smoke absorber to be adjusted to varying angles
- Fan is quiet and will not add significant noise to the workspace
- ESD safe
- 120V, 50/60 Hz

**HAKKO SMOKE ABSORBER**

Cat. No. 2313

Cat. No. 23131 - Replacement Filters, pkg. 5

Pulls soldering fumes away from the iron safely, quickly and efficiently with a high performance, low noise fan. Filter is made of urethane foam with refined activated carbon which is of high absorbing quality. Takes up minimal worktable space. Includes three filters.

**SPECIFICATIONS:**

- ❖ Size: 8-3/4" x 10-5/8" x 6-5/8" (220 x 270 x 168mm)
- ❖ Weight: 3.31 lbs. (1500g)
- ❖ Power: 14 watts, 120 volts, 60 Hz AC
- ❖ Absorption capacity: 37.79 ft.³/min. (1.07m³/min.)
- ❖ Filter size: 5.1" x 5.1" x 0.4" (130 x 130 x 10mm)

INLAND FUME TRAP™

Cat. No. 21081

Cat. No. 21081FT - Replacement Filters (3)

Self-contained fume absorber gets rid of vapors created while soldering. Small, light and easy to move around the bench top. Utilizes a two-stage filter. The activated charcoal portion "absorbs" gases such as hydrogen chloride and carbon dioxide. The small micron section accumulates evacuated lead vapors, keeping them away from the person who is soldering. Draws fumes from 12-14" away from unit. Made of stamped steel—grey fleck body with grey handle. 115 volt axial motor. One year warranty. Weighs 3 lbs., 9 oz. Measures: 5" x 5" x 6" (127 x 127 x 152mm).



SAFETY GLASSES & RESPIRATORS

GREEN SHADE 2.5 SAFETY GLASSES

Cat. No. 49692

Snug-fitting with side shields on the temples. 55 x 50mm lenses. Provides partial protection from impact, ultraviolet and infrared rays. Plastic frames.

**SIDE SHIELD SAFETY GLASSES**

Cat. No. 24620

Dark plastic frames with clear scratch-resistant plastic lenses and side shield. Adjustable length side temple bows. Meets ANSI Z87.1-1989 specifications for safety.

**TOP QUALITY SAFETY GLASSES**

Cat. No. 2460-550

Provides a comfortable, lightweight, secure and positive seal contoured fit to the face. Can be worn with prescription glasses. Allows over 90° peripheral vision with no blur or distortion. Perforated frame allows ventilation. Meets all the requirements of ANSI Z87.1-1989 specifications for safety. Flexible, soft plastic frame.

**3M DUST/MIST RESPIRATOR**

Cat. No. 2411

Lightweight, comfortable and maintenance-free respiratory protection. 42CFR84 approved for non-oil based particulate contaminants. **NOTE:** Not suitable protection against gases, vapors or spray paint applications.

**3M DISPOSABLE RESPIRATOR**

Cat. No. 241151

42CFR84 rated for light duty application. Disposable particle respirator. Easily formed over nose bridge and held securely in place by two elastic loops which fit over the head. Package of 5.



Refer to Page B13 for Didymium Safety Glasses.



INLAND EDMASTER FOILER

Cat. No. 2405

Special Features:

- ❖ Mounts over the edge of the work table to allow foiling of large pieces of glass.
- ❖ Fits three sizes of foil: 3/16", 7/32" and 1/4" (4.7mm, 5.5mm, and 6.3mm) Application wheels for each size included.
- ❖ Wheel crimps foil during application.
- ❖ Foil application wheel is a smaller diameter to allow easy foiling of varied shapes, such as tight inside curves.
- ❖ Foil tension wheel prevents foil roll from unraveling.
- ❖ Adjustable foil backing peeler.
- ❖ Constructed with high impact plastic for sturdiness.



DIEGEL FOILING SYSTEM

Cat. No. 24081

Complete for any job the professional or hobbyist may desire. Dispenses any common width of copper foil. Applies it safely and evenly. Adjusts for glass thickness. Includes foiler with two reels (adjustable for any of five sizes of foil), five rollers (one for each size of foil) and a dual tape separator.



KWIK-CRIMP BURNISHER

Cat. No. 24082

Burnishes foil to three sides of glass in one swipe. Quick and easy!



GLASTAR HANDEE BURNISHER

Cat. No. 2393

Matching crimper for smoothing overlaps. Works with Cat. Nos. 2390, 2391 and 2392.



GLASTAR HANDEE FOILERS

Cat. No. 2390 - 3/16" (4.7mm)

Cat. No. 2391 - 7/32" (5.5mm)

Cat. No. 2392 - 1/4" (6.3mm)

Easy-to-use, inexpensive and unbelievably accurate. Makes foiling effortless. About the size of a fountain pen, it fits in your hand and applies foil as fast as it can be drawn around a piece of glass. In minutes, foil faster, smoother and more accurately. Available in three sizes.



FOIL BURNISHER

Cat. No. 24033

A simple and effective tool to fix and smooth foil to achieve a uniform base line for solder.



TABLE FOILER



Cat. No. 24051

Dispenses, applies, and crimps foil in one smooth process. It provides a flat, sturdy worksurface that adds control for even the most intricate foiling projects. Includes three interchangeable rollers for 3/16", 7/32" and 1/4" foil. Complete with step-by-step instructions that also provide tips and troubleshooting advice for better foiling. Enjoy perfect foiling time after time.



FID - Cat. No. 24042

The all around wooden tool. Pointed and tapered end serves many purposes in the glass shop. 5" (127mm) long with comfortable grip.



THE FID'L STIK

Cat. No. 2554

This foiling tool is easy to use and comfortable to hold. Its angled top is perfect for flattening corners and is great for burnishing the curved edges of slumped glass. The rounded end smooths out foil without tearing and the angled point cleans up polish and grout around solder/came without marring. Available in bright vibrant colors.



BURNISHER

Cat. No. 2553



Handy nylon tool.

BURNISHER - LATHEKIN

Cat. No. 2404

Opens and closes came, burnishes foil. Forces glaze compound, removes excess compound and



FLAT END BURNISHER & LATHEKIN 2

Cat. No. 24041

Opens and closes came, burnishes foil. Forces glaze compound and removes excess. Lifts came. Made of tough resilient nylon. Burnishing end is parallel with pointed end.

DISPENSER FOR COPPER FOIL

Cat. No. 2406

Accommodates seven sizes of copper foil plus scissors, knife, burnisher, etc.



GLASTAR FOILER

Cat. No. 2407

Foiling made easy! Permits the foil to be delivered to the point of application, free of the backing liner which is stripped as the foil is unrolled. Glass is centered on the foil as it is applied. Accepts 3 sizes of foil: 3/16" (4.7mm), 7/32" (5.5mm) and 1/4" (6.3mm). Two different sizes can be mounted on the machine at the same time.



MAGIC CUTTER

Cat. No. 240512

The ultimate companion tool for all TableFoilers®. Cuts foil in rollers and adjusts roller height. It's faster and easier than scissors.



GLASTAR GRINDERS



GLASTAR G-8 ALL-STAR GRINDER
Cat. No. 2740G8

A mini-table water pump combination provides a convenient surface for resting glass when grinding. The large top plate is scratch-resistant. This G8 comes with a 8" x 9" (203 x 229mm) scratch-resistant eye shield and a straight edge guide that accommodates rectangles up to 6" (152mm) wide. 1" (25mm) bit and 1/4" (6mm) bit. 115 volts, 60Hz, 1.3 amps, 3560 R.P.M., 1/9 HP. 5-year, unrestricted, no-fault warranty on all parts and labor (excluding wear of work-surface and diamond grinding heads). Warranty is transferrable.



G-9 DISC GRINDER
Cat. No. 2740G9

For Straight Edges! 6" (152mm) diamond-coated dot-patterned disc grinds glass rapidly, leaving a smooth edge. Diamond particles are held in place by a hard, electroplated nickel matrix. No limit to the length of the glass! Put a 15° bevel on the edge of thick or uneven glass. Supply basin above disc holds and meters water to disc by a valve. Cup collects water for return to supply basin. 3540 RPM, 115 volts, 1.1 amps, 1/9 HP. 180 diamond grit disc is included. Full 1-year warranty on all parts and labor (excluding grinding disc and work surface area).

G-9 DISC GRINDER REPLACEMENT DISCS

- Cat. No. 2741GD180 - 180 Grit Disc
- Cat. No. 2741GD100 - 100 Grit Disc



DIAMOND STAR GRINDER
Cat. No. 2740G52

Compact economical grinder equipped with 3/4" (19mm) plated diamond head, tool drawer, shock and water resistant switch. 3450 RPM, 1/18 HP, 115 volts. 5-year, unrestricted, no-fault warranty on all parts and labor (excluding work-surface wear and diamond grinding heads). Warranty is transferrable.



SUPER STAR II GRINDER
Cat. No. 2740G72

Equipped with 3/4" (19mm) and 1/4" (6mm) diamond grit heads, tool drawer, shock and water resistant switch, and straight edge guide. 3450 RPM, 1/12 HP, 115 volts. Glastar 5-year, unrestricted, no-fault warranty on all parts and labor (excluding wear of work surface and diamond grinding heads). Warranty is transferrable.

JEWELRY BITS



JEWELRY GRINDING BIT

Cat. No. 2782-0 - 5/8" Standard Grit

Unique, thin, disc-like diamond grinding surface is less than 1/16" thick. Designed for smaller areas and tight angles on glass jewelry pieces, the grit begins approx. 1/16" over the top of the disc and wraps around an equal distance on the bottom. Disc is situated at the bottom of the spindle for use as an alternate method for wire wrapping fused jewelry pieces.



28823



28824

INLAND 1.0 mm JEWELRY BIT

Cat. No. 28823

INLAND 1.4 mm JEWELRY BIT

Cat. No. 28824

Use Inland diamond jewelry bits to grind a groove around the outside of materials for wire wrapping of beads, buttons, cabochons and more! Key Features:

- * 1.0 mm rim grinds a groove for 20/22 gauge. wires.
- * 1.4 mm rim grinds a groove for 16/18 gauge. wires.
- * Fine Grit diamond for smooth, chip free grooves.
- * Fits any machine with a 5/16" motor shaft, including Inland's SwapTop machines and glass grinders.



GLASTAR JEWELRY BIT 1/16"

Cat. No. 27819

Cuts 1/16" groove in glass to accept 16-18 gauge wire.

MIKA SPECIALTY BITS



BEVELING BIT (1-1/2")

Cat. No. 2781-2 - Super Fine Grit

This bit will fit all grinders that accept 3/4" or 1" bits. Puts a 12° beveled edge on your glass, leaving a lightly frosted finish. Standard 3/4" diameter with a 1-1/2" diamond angled surface for precision beveling.



2781-3



2781-4

MIRROR GRINDING BITS

Cat. No. 2781-3 - 1" Fine Grit

Cat. No. 2781-4 - 3/4" Fine Grit

Use these bits for decorative mirror edging or for edging rippled glass. The special design and fine grit diamonds virtually eliminate chipping against the edge and backing of glass.

The bit profile allows the user to create a scalloped edge on mirror, not unlike those seen on antique etched or brilliant cut mirrors. The finished edge is of high quality and uniform consistency due to the fine texture of the diamond grit. Also use on rippled glass with edges too thick for foiling.



45° ANGLE MITERING BIT 1-3/8"

Cat. No. 2782-1 - Standard Grit

1-3/8" (35mm) Mitering bit designed to give a consistent mitered edge to glass. Perfect for three-dimensional assemblies and boxes. The wide diameter of the bit refers to the edge of the diamond surface which angles out from the standard 3/4" diameter of the bit. The beveled surface is a full 7/16" wide, sufficient for a 1/4" bevel.

Glastar DIAMOND GRINDING BITS

Cat. No.	Head		Description	Adapter
	Std.	Metric		
2741	1"	25mm	Standard Head - Standard Grit	Not needed
2741FG	1"	25mm	Standard Head - Fine Grit	Not needed
2741HP	1"	25mm	Production Head - Heavy Duty	Not needed
274134	3/4"	19mm	Standard Head - Standard Grit	Not needed
274134FG	3/4"	19mm	Standard Head - Fine Grit	Not needed
274158	5/8"	16mm	Standard Head - Standard Grit (For Starlet Grinder Only)	Not needed
274158FG	5/8"	16mm	Standard Head - Fine Grit (For Starlet Grinder Only)	Not needed
274114G47	1/4"	6mm	1/4" (6mm) Adapter for 1/4" (6mm) and 1/8" (3mm) heads	Not needed
274114	1/4"	6mm	Standard Head - Standard Grit	274114G47
274114F	1/4"	6mm	Standard Head - Fine Grit	274114G47
274118	1/8"	3mm	Standard Head - Standard Grit	274114G47
274118F	1/8"	3mm	Standard Head - Fine Grit	274114G4



GLASTAR DIAMOND GRINDING HEADS

Cat. No. 2741335 - 3/4" Lamp Head

Cat. No. 2741345 - 3/4" Ripple Head

Cat. No. 2741355 - 3/4" Radius Head

As with all Glastar heads, these specialty grinding heads are made using the unique diamond bonding process which fuses diamond particles to the grinding heads. The diamonds are permanently bonded to the head with controlled spacing of the particles, making it easier to cool while creating more cutting edges from each particle.



GRYPHON GRINDER BITS

Long lasting cylindrical diamond bits for all brands of grinders.

Cat. No. 282614 - 1" Standard, 120 grit

Cat. No. 282615 - 1" Fine, 220 grit

Cat. No. 282616 - 3/4" Standard

Cat. No. 282617 - 3/4" Fine

Cat. No. 282618 - 1/4" Standard

Cat. No. 282619 - 1/8" Standard

GRYPHON SLIP-ON BITS, 120 GRIT

High quality Slip-On grinding bits. No tools required to install or remove. Simply drop into place.

Cat. No. 282610 - 3/4" pack

Cat. No. 282611 - 1" pack

Cat. No. 282612 - 3/4", 1" & adapter

Cat. No. 282613 - adapter only

INLAND GRINDER BIT WB9 FINE GRIT 1" NEW!

Cat. No. 28825

For soft glasses, mirror, and exposed edges.

- * Fine grit diamond grinder bits leave a clean, virtually chip free ground edge.
- * FineGrit™ grinder bits work well on softer, more delicate glasses.
- * More usable diamond makes bit longer lasting.
- * Use 1" (25mm) bits for quicker shaping and on larger pieces.



INLAND 1/4" (6mm) CORE DRILL NEW!

Cat. No. 28822

Key Features:

- * 3/8" (10 mm) shaft.
- * Use with most hand drills and drill presses.
- * Create small holes for hanging.
- * Make holes for "eyes" in glass projects.
- * Make holes for hanging jewelry.
- * Cut holes for hardware on glass doors.

INLAND GRINDER BIT WB-1SSG SUPER SPEED 3/4" NEW!

Cat. No. 28826

For faster grinding and shaping large areas

SuperSpeed Grit Key Features & Uses:

- * Quickly removes large amounts of material.
- * More usable diamond makes bit longer lasting.
- * Improve the fit of your projects for a more finished, professional look.
- * Use 3/4" (19mm) bits for more detailed shapes.



QUAD CARBIDE DRILLS NEW!

The quadrant design of these fine carbide drills has two extra biting surfaces that makes glass drilling easier. When properly used, with a water or coolant dam, the quad bit will produce a clean hole in glass. Bits for hole sizes vary from 3/16 to 1".

Cat. No.	Description	Shank
27440	3/16" bit	1/8"
27441	1/4" bit	1/8"
27442	5/16" bit	1/4"
27443	3/8" bit	1/4"
27444	1/2" bit	3/8"
27445	5/8" bit	3/8"
27446	3/4" bit	3/8"
27447	1" bit	3/8"



Glaster

DIAMOND-COATED GLASS DRILLS

From 1/8" (3mm) to 2" (50mm) diameter. The core drill easily and quickly cuts clean holes in glass. The cutting end is a cylinder with fine diamonds on the edge and both inner and outer surfaces. The indicated sizes are nominal—drilling holes slightly oversized. Use with water or router coolant in a putty or similar dam.



GRINDING DISC LAPS

Cat. No. 274813 - 6", 120 grit
Cat. No. 274814 - 6", 600 grit
Cat. No. 274815 - 6", 1200 grit
Cat. No. 274816 - 12", 120 grit
Cat. No. 274817 - 12", 600 grit
Cat. No. 274818 - 12", 1200 grit



Cat. No.	Drill Diameter		Pkg. Qty.
	Std.	Metric	
20610104	17/32"	13.5mm	1
20610105	5/64	2mm	10
274801	1/8"	3mm	10
274802	3/16"	5mm	10
274803	1/4"	6mm	10
274804	3/8	9mm	10
274808	1-1/4	32mm	1
274809	1-1/2	38mm	1
274810	1-3/4	45mm	1
274811	2	50mm	1

DIAMOND BIT CONE SHAPE

Cat. No. 274812

From 50mm diam. to a point for beveling the sharp edge of a drill hole.



GLASTAR DIAMOND DRILLS

Cat. No. 2741DR18 - 1/8" (3mm) drill.
Cat. No. 2741DR14 - 1/4" (6mm) drill.
Cat. No. 2741DR38 - 3/8" (10mm) drill.
 Diamond-coated over solid shank. Pilot end drills smaller hole first. Drills faster than core drills.



TOP PLATE

Cat. No. 2741TPG5 - For G5 - Starlet
Cat. No. 2741TPG7 - For G7 - Super Star/Diamond Star
Cat. No. 2741TPG8 - For G8 - All Star

Molded Delrin with waffle pattern surface that will not scratch glass.



UNIVERSAL MINI-TABLE

Cat. No. 2741UMT

Surface for resting glass when grinding with the 1/4" (6mm) head. Fits all Glaster and Inland grinders.



GLASTAR GRINDER ACCESSORY KIT

Cat. No. 2741AK

Includes:

- 1 - 3/4" Top Plate Insert
- 1 - 1" Top Plate Insert
- 4 - Grinder Head Set Screws
- 2 - Grinder Stoppers
- 1 - Allen Key
- 6 - Grinder Sponges

Glaster GRINDER ACCESSORIES



GLASS EYESHIELD SUPPORT

Cat. No. 2741ESP

A framework fixture that supports a sheet of clear glass or plexiglass (not furnished).



MOLDED EYE SHIELD

Cat. No. 2741MES
 Acrylic shield fits all Glaster Grinders.



STRAIGHT EDGE GUIDE

Cat. No. 2741SEG

Fits top of grinder and facilitates straight line edging.



COMBINATION EDGE SET

Cat. No. 247115

Includes a straight edge guide which requires no tools. Snap-on placement anywhere on the work surface for longer straight edges with less vibration. Fits heads up to 1" (25mm) and eliminates the need to change them. In addition, the edge set includes a miter guide that helps create perfect 45° angles for boxes, lampshades and more.

inland

SAFETY FACE SHIELD

Cat. No. 2750-ES

Mounts quickly and easily to any Inland grinder. Shield is 11" x 8-1/2" (279 x 216mm). Lightweight, allows plenty of working clearance.



MAGNA-SHIELD

Cat. No. 2750MS

Combination eye-shield and magnifier. Convex magnifier molded into the center of the shield enlarges the work area around the diamond bit. Fits Inland grinders.

GRYPHON GRINDERS



GRYPHON STUDIO GRINDER
Cat. No. 28260

The new Gryphon Studio Grinder offers top performance at a modest price. Its unique features make it easy to set up and use, and the powerful motor will never disappoint. This grinder offers the following features:

- Powerful 1/5 hp DC motor that won't slow down even under heavy use.
- Gravity-fed coolant tower delivers just the right amount of clean water to the grinding head at all times.
- Two grinding heads can be mounted at the same time, and both will be lubricated by the sponge even if the heads are different diam.
- Convenient face shield is included with each grinder.
- Simple, rugged construction for long life.
- Five year warranty.
- Includes an instructional DVD.



GRYPHON TWISTER CONVERTIBLE GRINDER

Cat. No. 290310

The Gryphon Twister grinder offers a revolutionary advance in comfort. By simply rotating the base, the grinding surface converts from horizontal to inclined. For the first time, you can sit while grinding. Even if you stand, the inclined work surface reduces fatigue because you no longer need to stoop over your work to see what you are doing. An automatic pump supplies a constant flow of water directly to the bit regardless of grinder orientation. Because of the way the water is directed onto to the bit, there is virtually no splash. No sponge is required. The Twister Grinder offers the following features:

- Powerful DC Motor.
- Built-in Pump with spongeless cooling.
- Second Story Platform.
- Face Shield.
- Two Gryphon Slip-on Bits.
- Longer bit life due to improved cooling.
- Five year limited warranty.



GRYPHETTE DIAMOND GRINDER
Cat. No. 290316

The Gryphette is the perfect grinder for the occasional glass artist, student or classroom. The very low cost and convenient size will be appreciated by everyone who does not require the features of a larger grinder. The small enclosure houses a surprisingly powerful DC motor. Even when using 1" diamond bits, it is virtually impossible to stall the motor. The Gryphette offers the following features:

- Powerful DC Motor.
- Standard 3/4" bit.
- Accepts all standard bits.
- Simple Design.
- Outstanding Value.
- Optional Face Shield.
- Five year limited warranty.

TECHNI GLASS BIT SYSTEMS



AQUA FLOW SYSTEM™

- Cat. No. 27460 - Fits Inland Grinders
- Cat. No. 27461 - Fits Glastar All-Star Grinders
- Cat. No. 27462 - Fits Diamond Star & Super Star Grinders
- Cat. No. 27463 - Brush Refill

A flow system for grinders, made of proprietary brush bristles attached to a highly rigid polymeric holder. It allows water to flow freely through the bristles, providing continuous water to the grinder bit while simultaneously washing away sludge. Eliminates sludgy sponges.


™TECHNI GLASS 2004



TECHNI GLASS GEL BITS

Features a high-quality diamond grit available in 1" (25mm) and 3/4" (19mm) diameters. The polymeric holder absorbs shock and reduces chipping. The colored mandrel identifies the grit count. This allows for easy identification when you need to change the bit in a hurry.

- Cat. No. 274501 - 3/4" 100/120 Grit Standard
- Cat. No. 274502 - 3/4" 80/100 Grit Coarse
- Cat. No. 274503 - 3/4" 200/230 Grit Fine
- Cat. No. 274504 - 3/4" 600 Grit Super Fine
- Cat. No. 274505 - 1" 100/120 Grit Standard
- Cat. No. 274506 - 1" 80/100 Grit Coarse
- Cat. No. 274507 - 1" 200/230 Grit Fine
- Cat. No. 274508 - 1" 600 Grit Super Fine



QUICK-FIT BITS™

TechniGlass's revolutionary new grinder bit system—More affordable than conventional bits that freeze-up, corrode and flake. These bits absorb, do not reflect vibrations for a smooth edge (no chips). Quickly interchangeable for desired jobs. Attractive and suitably packaged on color-coded cards. Fits Inland, Gryphon and Glastar.

Cat. No. Product Description

- 27450 Bit Holder with 3/4" (19mm) Standard Bit (Series 100)
- 27451 Bit Holder with 1" (25mm) Standard Bit (Series 100)
- 27452 3/4" Quick-Fit Bit Fine
- 27453 3/4" Quick-Fit Bit Standard
- 27454 3/4" Quick-Fit Bit Rapid Grind
- 27455 1" Quick-Fit Bit Fine
- 27456 1" Quick-Fit Bit Standard
- 27457 1" Quick-Fit Bit Rapid Grind
- 27458* Bit Holder with 3/4" Standard Bit (Series 200)
- 27459* Bit Holder with 1" Standard Bit (Series 200)

* Fits Glastar All-Star, Diamond Tech, and Burk Grinders.



**INLAND WIZ-CC****Cat. No. 2751CG**

- ❖ Detachable washable reservoir tray for easy clean-up.
- ❖ Detachable 9" x 10" (228 x 254mm) non-scratch open-grid work surface with a 9" (229mm) and 150cm rule.
- ❖ Easy to remove and clean "Lift-Off" reservoir.
- ❖ 2-way On/Off Switch.
- ❖ Molded accessory storage compartment holds extra bits and power cord.
- ❖ 1/11 HP, 3500 RPM fan-cooled 115 volt motor w/safety thermal protector.
- ❖ 2 sponges, Bit-Sert™, 2 allen wrenches.
- ❖ 1/4" & 3/4" (19mm) Diamond bit included.
- ❖ Accepts Inland's wire face shield support for the FaceShield™/ MagnaShield™.
- ❖ User's Guide and a 5-year limited warranty for grinder malfunction or manufacturer's defects for grinders sold in the U.S. and Canada. 2-year limited warranty for grinders sold overseas.

**WIZARD IV GRINDER****Cat. No. 27504**

- ❖ Replaces the current Wizard Deluxe and Wizard Plus grinder packages.
- ❖ Comes with 1" and 1/4" diamond bits, face shield and a second story work surface.
- ❖ Uses all grinder accessories.
- ❖ 115 volt motor. 1/9 HP 3550 RPM.
- ❖ 14-1/2" wide x 11-1/2" deep x 6-1/2" tall. (368 x 292 x 165mm)
- ❖ User's Guide and a 5-year limited warranty for grinder malfunction or manufacturer's defects for grinders sold in the U.S. and Canada. 2-year limited warranty for grinders sold overseas.

**MOTOR SHAFT LUBRICANT****Cat. No. 28151**

Lubricant for motor shafts. Suggested treatment for grinding heads. A little dab on the motor shaft each time a grinding head is removed will make future removals much easier.

**INLAND WIZLING-CC****Cat. No. 2752CG**

- ❖ Detachable 9" x 10" non-scratch open-grid work surface with a 9" (229mm) and 150cm rule.
- ❖ 1/20 HP, 115 volt, 3450 RPM fan-cooled motor with safety thermal protection.
- ❖ Easy to remove and clean "Lift-Off" reservoir.
- ❖ 2-way On/Off Switch.
- ❖ Dimensions: 10" x 9" x 5" (254 x 228 x 127mm).
- ❖ One 3/4" (19mm) Diamond grinding bit included.
- ❖ 2 sponges, 1 protective Bit-Sert™, allen wrench.
- ❖ Accepts Inland's wire face shield support for the FaceShield™ or MagnaShield™.
- ❖ Use with many optional Inland accessories and bits.
- ❖ User's Guide and 5-year limited warranty for grinder malfunction or manufacturer's defects for grinders sold in the U.S. and Canada. 2-year limited warranty for grinders sold overseas.

**WHITE GRID WORK SURFACE****Cat. No. 2750-0100** - Wizard Surface

12" x 9-1/2" (305 x 241mm)

Cat. No. 2765-G - Aero/Impulse Grid Surface

10-1/2" x 8-1/2" (267 x 216mm) Fits Wiz, Wizling and Wizard IV.

**SECOND STORY SURFACE****Cat. No. 27502ND**

Designed to fit most grinders with an open grid surface (Inland, Glastar & Gemstone). Does not fit the Glastar Starlet grinder. For use with 1/8", 1/4" and 3/8" drilling heads.

**GRINDER STATION****Cat. No. 2753GS**

Four vinyl-covered panels unfold to surround your grinder and protect your home from spray. Printed with valuable grinder and accessory information. Has a notch for grinder cord. 12" x 34" (305 x 864mm).

**INLAND GTO GRINDER****Cat. No. 2751GTO**

A powerful stripped down version of the Swap Top grinder. The 48 oz./in. hi-torque motor has power to spare for glass grinding. Equipped with a 3/4" diamond bit and built-in speed control. Accepts a Swap Top Conversion Kit (not included). See page C28.

**INLAND AERO GRINDER****Cat. No. 2766**

- ❖ "Touch-Top"™ feature turns the grinder on and off automatically with just a touch of the work surface.
- ❖ 1/18 HP, 115 volts, 3450 RPM.
- ❖ Work surface: 9" x 10" (228 x 254mm).
- ❖ Maroon and white color.
- ❖ 5-year limited warranty for grinder malfunction or manufacturer's defects for grinders sold in the U.S. and Canada. 2-year limited warranty for grinders sold overseas.
- ❖ 3/4" Diamond Bit included.

**INLAND IMPULSE GRINDER****Cat. No. 2765**

- ❖ "Touch-Top"™ feature turns the grinder on and off automatically with just a touch of the work-surface, extending the motor life of the grinder.
- ❖ 1/15 HP, 115 volt motor, 3500 RPM.
- ❖ Invisible Sponge System.
- ❖ Work surface: 9" x 10" (228 x 254mm).
- ❖ Black and white color.
- ❖ 5-year limited warranty for grinder malfunction or manufacturer's defects for grinders sold in the U.S. & Canada. 2-year limited warranty for grinders sold overseas.
- ❖ 1/4" and 1" Diamond Bit included.



SPEED BITS

A cross hatch surface puts more diamond at critical cutting points. Leaves a rougher edge, but the greater speed will astound you.

Cat. No. 2757WB8S

1/4" (6mm) diameter.

Cat. No. 2757WB1S

3/4" diameter (19mm)

Cat. No. 2757WB9S

1" diameter (25mm)



CORE BIT

Cat. No. 2753CB

Combination grinding bit and glass drill. 3/4" (19mm) diameter x 5/8" (16mm) long diamond section for grinding. 1/8" (3mm) diameter diamond drill end drills a 3/4" (19mm) hole in less than 30 seconds.



LAMP BIT

Cat. No. 2753WB18

Lamp bit for lampshade makers. Permits finer, stronger solder lines. 9° angle on one end, 18° angle on other. Straight areas for normal grinding.



RIPPLE/FUSER BIT

Cat. No. 2753WB15

Thins rippled glass, smooths and finishes edges of fused glass. 3/4" (19mm) diameter bit fits virtually any grinder which accepts a 1" (25mm) to 3/4" (19mm) standard bit.



BIT ADAPTER HEAD

Cat. No. 275340317

Adapter necessary to grind with the WB318, WB314 and WB338 grinding/drilling heads.



SHORT BIT

Cat. No. 2753WB14

5/8" (16mm) Short Bit. Only for older model Glastar Starlet Grinder.



SUPERBOND™ BITS

Cat. No. 2754WB-1SB - 3/4" Bit

Longest lasting grinder bit available. Diamond is bonded to metal for longer performance.



Cat. No. 2754WB-9SB - 1" Bit

3/4" Standard Grit DropOn™ Bit Cat. No. 275501

3/4" Fine Grit DropOn™ Bit Cat. No. 275502


1" Standard Grit DropOn™ Bit Cat. No. 275504

1" Fine Grit DropOn™ Bit Cat. No. 275505

DropOn™ Adapter for Grinders Cat. No. 275510

An easy-to-use system of diamond grinding heads for stained glass diamond routers. Increases the speed and ease of using diamond grinding heads (bits). Individually more economical, lowering the cost of owning a complete selection of bits. Substitutes for standard grinding heads such as the Inland WB-1, WB-9, WB-18. etc. DropOn™ Bits require no wrenches or tools to change from one bit to another.

INLAND "DROP-ON"™ BIT DIAMOND GRINDING HEAD SYSTEM



DropOn™ Bit

DropOn™ Bit

DropOn™ Adapter

Two-part system consists of a DropOn™ diamond bit or "sleeve" which fits on a DropOn™ Bit Adapter. Each sleeve is manufactured with a tiny "keybar" on the inner diameter which fits into a "keyway" groove on the outer diameter of the adapter. The two parts interlock while the grinder motor is on, but are easily separated when the motor is turned off. The DropOn™ System grinds as smoothly as conventional grinding bits.

The Adapter can be adjusted up and down on the motor shaft as the sleeve wears. The sleeve can be flipped over to provide even more adjusting as it wears. The DropOn™ Bit and conventional diamond grinding bits have equivalent amounts of diamond particles. The DropOn™ Bits fit all brands of grinders made today and most previous models (except the Glastar Starlet).

Cat. No. 2750SPG - REPLACEMENT GRINDER SPONGE

Cat. No. 2753SPG - REPLACEMENT SPONGE, 2ND STORY SURFACE



2753WB1

2753WB6

2753WB8

2753WB9

STANDARD BITS

Finest grade industrial diamond crystals available are electroplated to the bit. 100/120 grit cuts at maximum speed to leave a chip-free edge.

DRILLING & GRINDING HEADS



2753WB318

2753WB314

2753WB338

Cat. No.	Bit Diameter		Drill Diameter		Description	Diamond Sect. Length	
	Std.	Metric	Std.	Metric		Std.	Metric
2753WB1	3/4"	19mm			Standard	5/8"	16mm
2754WB1SB	3/4"	19mm			Super Bonded	5/8"	16mm
2753CB	3/4"	19mm	1/8"	3mm	Core Bit	5/8"	16mm
2753WB6	3/4"	19mm	1/4"	6mm	Standard	5/8"	16mm
2753WB8			1/4"	6mm	Standard		
2757WB8S			1/4"	6mm	Speed		
2753WB9	1"	25mm			Standard	5/8"	16mm
2754WB9SB	1"	25mm			Super Bonded	5/8"	16mm
2753WB14	5/8"	16mm			Standard	3/8"	10mm
2753WB15	3/4"	19mm			Standard - Ripple/Fuser		
2753WB18					Standard - Lamp Bit		
275340317					Bit Adapter Head		
2753WB318			1/8"	3mm	Drilling / Grinding Head	Needs adapter head	
2753WB314			1/4"	6mm	Drilling / Grinding Head	Needs adapter head	
2753WB338			3/8"	10mm	Drilling / Grinding Head	Needs adapter head	



SWAPTOP™ DIAMOND TRIM SAW CONVERSION KIT

Cat. No. 288282

Quickly turns your SwapTop™ Glass Grinder or Flat Lap Machine into an accurate and powerful table saw. Have more tools, work better in same space without the cost of buying an entire new machine! The Aluminum surface is sturdier, longer lasting and won't corrode when used wet. Comes with protractor guide for more accurate cuts and better fitting projects. The 10" x 12" work surface provides plenty of work space for your larger projects while taking up only a small portion of your work bench. No hassle assembly takes only minutes. The cleverly designed motor unit allows it to operate with the shaft vertical or horizontal to run two machines. Turns a single machine into several machines at a fraction of the cost without tying up your work space. Use wet or dry.



SWAPTOP™ ROUTER/SHAPER CONVERSION KIT

Cat. No. 288283

Turns the SwapTop™ Hobby Saw, SwapTop™ Came Saw or SwapTop™ Tile Saw into a wet or dry running router or shaper. It quickly turns the saw into a shaping, sanding, drilling tool for hobby and modeling projects. Have more tools and work better in the same space without the cost of buying an entire new machine! No hassle assembly takes only minutes. The motor is encased in a cleverly designed base that allows it to operate with the motor shaft either vertically or horizontally. The 9" x 10.75" work surface provides plenty of work space for your larger projects yet the machine only takes up a small portion of work benches. Includes reservoir top, reversible grid surface, 1" (WB-9) standard grit diamond bit, BitSert™ with splash guard and complete instruction guide.



FLAT LAP MACHINE 8"

Cat. No. 288280

With 75% more diamond surface than the 6" Flat Lap Machine, the new 8" version is a glass worker's dream come true. The work surface and splash guard have been totally redesigned to allow access to the outermost edge of the disks which facilitates grinding and polishing of the largest possible pieces. And the redesigned work surface will accept both 6" and 8" laps. Will ship with four 8" diamond laps (170g, 325g, 600g, and 1200g), two acrylic Master Laps, one felt polishing pad, polishing compound, and Water Drip System. All SwapTop machines carry a Two Year Full Confidence Warranty.



FLAT LAP CONVERSION KIT 8"

Cat. No. 288281

The Flat Lap Conversion Kit will work with any existing SwapTop machine, converting it to a versatile 8" Flat Lap machine. Includes four 8" diamond laps (170g, 325g, 600g, and 1200g), two acrylic Master Laps, one felt polishing pad, polishing compound, and Water Drip System.



FLEXSHAFT

Cat. No. 288284

The FlexShaft™ turns grinder motors into a hand held engraving, drilling, and shaping tool. The FlexShaft™ works with The SwapTop™ line of machines as well as most any motor with a 5/16" diameter shaft.

Simply plug it on and it's ready to go. The FlexShaft™ works with nearly any 1/32" to 1/8" shaft tool or bit to let you engrave, polish, sand, drill, and create intricate detailing in many materials. The drill style chuck is easy to use. Length: 42" (106 cm).



BEAD REAMER SET

Cat. No. 288285

The Inland 4 Piece Bead Reamer Set contains 4 tips designed specifically to clean out, enlarge, and finish off the holes created when making glass beads. They can also carve, engrave on, and shape stone, plastics, and more. Designed specifically for use with

Inland's Electric Engraver, they can also be used with the FlexShaft™, or any other adjustable chuck tool to create custom designs, shapes, and details. Includes: 2 Spear Points 2 Cone Shape Tips. Shaft diameter 2.32mm OD.



DIAMOND TECH DIAMOND MAX GRINDER

Cat. No. 2767 - Grinder
Cat. No. 27815 - Diamond Disk/Standard Grit
Cat. No. 27816 - Diamond Disk/Fine Grit
Cat. No. 27818 - Replacement Sponge
 Two grinders in one! **DIAMOND ROUTER GRINDER** and a **DIAMOND DISK GRINDER**. Comes with a 6" (152mm) diamond disk and a 1" (25mm) grinder head to grind inside curves, outside curves, perfect straight edges, and 30° and 45° beveled edges. Fast and accurate. 1/8 HP, 3600 RPM motor. 100% guaranteed with a full 5-year warranty (excluding disk and grinder head).

FEATURE SUMMARY:

- Grinds inside curves.
- Grinds outside curves.
- Perfect straight edges.
- Fast and accurate.
- Bevels 30° and 45° for lamps and boxes.
- Simplifies working with all types of glass.
- 1" Diamond Bit shapes glass to fit the pattern.
- 6" Diamond Disk smooths rough edges.



POWER MAX II
Cat. No. 27680

Diamond Tech Power Max II Router Grinder features chrome hardened bits, an advanced water cooling system, 1/8 HP motor, 9-1/2" x 9-1/2" (241mm) work surface and a 6-year warranty! Contents include: PowerMax II Grinder, Anti-Seize, Super Sponge, 1" & 1/4" Silver Bullet™ Bits.



DIAMOND MAX STEP-UP WORK SURFACE

Cat. No. 20690
 Fits Diamond Max Grinders and provides support when grinding with the 1/4" bit. Made of high-impact plastic. Comes complete with two L-Sponges.



MAX SPLASH SHIELD
Cat. No. 206905

Large, heavy-duty grinder work station with water bottle, hose and control valve. Fits all grinders.

BEVEL ROUTER



DIAMOND TECH BEVEL MAX BEVELING SYSTEM

Cat. No. 27905 - Bevel Max System Package
 Make your own bevels, create custom sizes and designs, re-bevel and polish stock bevels—all with this complete studio beveling system. Powerful 1/8 HP motor with a full 5-year warranty.

BEVELING SYSTEM PACKAGE INCLUDES:

- Bevel Max™ Router with 1/8 HP motor
- 15°/30° Bevel Block
- 60 Micron Laps (5 pcs.)
- Polishing Pad
- "How to Bevel" Video
- 180 Grit Diamond Disk
- 15 Micron Laps (5 pcs.)
- Polishing Compound
- 5-Year Warranty
- Splash guard booth with water bottle



2790-61 2790-62 2790-63 2790-64

BEVEL MAX BEVEL CONE SET

Cat. No. 2790-60 - Bevel Cone Set (4)
Cat. No. 2790-61 - 180 Diamond Grit Cone
Cat. No. 2790-62 - 300 Diamond Grit Cone
Cat. No. 2790-63 - Resin Cone
Cat. No. 2790-64 - Felt Cone

High-quality diamond cone set allows you to grind, bevel and polish inside curves on 3/16" (5mm) and 1/4" (6mm) glass. Create your own custom bevels or modify bevel clusters. For use with the Bevel Max™ Studio Beveling System (Cat. No. 27905).

BEVEL MAX REPLACEMENT ITEMS:

Cat. No. 27816 - 260 Grit Diamond Disk
Cat. No. 27815 - 180 Grit Diamond Disk
Cat. No. 2790-123 - 60 Micron Laps (Pkg. of 5)
Cat. No. 2790-124 - 15 Micron Laps (Pkg. of 5)
Cat. No. 2790-125 - Polishing Pad
Cat. No. 2790-126 - Polishing Compound (4 oz.)
Cat. No. 2790-320 - 360 Grit Diamond Disk

DIAMOND MAX DELUXE GRINDER PACKAGE

Cat. No. 27671

Deluxe Package Contents:

- Diamond Max Grinder
- 6" (152mm) Diamond Disk
- 1" (25mm) Grinder Head
- Additional 3/4" and 1/4" Grinder Heads
- Easy On/Off Foot Switch.



DIAMOND TECH GRINDER BITS

Cat. No. 2781-7 - 1/4" (6mm) Grinder Bit (Standard Grit)
Cat. No. 2742-35 - 3/4" (19mm) Grinder Bit (Standard Grit)
Cat. No. 2742-36 - 3/4" (19mm) Fast Bit (Coarse Grit)
Cat. No. 2742-41 - 1" (25mm) Grinder Bit (Standard Grit)

NOTE: Not recommended for use with Glastar or Inland grinders.



AANRAKU GRINDING BITS

Two in a pack - "Twofers". Double plated bonding. Maximized diamond abrasive. More grinding surface, extended grinding life, and superior quality.

Cat. No. Description

274703/4" (19mm) Twofers
274711" (25mm) Twofers
274721/4" (6mm) Twofers
274731/8" (3mm) Twofers
274743/4" (19mm) Ultra Fine Bits
274751" (25m) Ultra Fine Bits
27476Jewelry Bits
27477Ripple Bits
274781/8" (3mm) Core Drill Bits



GRINDER COOKIE

Cat. No. 240511

Works well with all grinders. Saves wear and tear on fingers. Gets more grinding time out of bits. The Grinder Cookie's shape allows increased pressure against glass.



THUMB-PUSHERS

Cat. No. 2753TP

Take the "pain" out of grinding glass by protecting thumbs and fingernails. Easy to use, soft and comfortable.



GLASS GRIPPER - "GRIFFI"

Cat. No. 2051

German-made, this handy tool securely holds glass as small as 1/4" (6mm) for grinding. Designed to lay flat on the grinding table to save time and bruised fingers.



MORTON GRINDER TONGS

Cat. No. 2779-GA04

Morton's lightweight and convenient tool for holding small pieces of glass while grinding. Works very well with rippled and textured glass.



NICK'S GRINDERS MATE

Cat. No. 20512

Cat. No. 205121 - Replacement Jaw Pads (set of two)

The spring and rubber jaws grip the glass, automatically freeing fingers and wrist to do faster and more accurate projects. The glass is held firm by the spring pressure, allowing more force into the grinding wheel, thereby speeding up the grinding operation. A circular pivot base makes it easier to generate a non-straight configuration on the edge of the glass, without snagging on obstructions on the surface of the table (such as loose glass splinters).



FLEXIBLE DIAMOND HAND PADS

Cat. No. 27605 - 70 grit size

Cat. No. 27606 - 120 grit size

Cat. No. 27607 - 220 grit size

Cat. No. 27608 - 400 grit size

Cat. No. 27609 - 600 grit size

A general purpose metal bond (wet or dry) hand pad for abrading glass. The ideal hand size allows for the finishing of surface shapes and areas.



COVINGTON 10" POLISHER

Cat. No. 279401

A quality glass polisher for prepolish with pumice and final polish with cerium oxide.

FEATURES:

- ❖ Adjustable sponge bench minimizes splash.
- ❖ Backplate with spray nozzle adjusts to wheel size.
- ❖ Removable tank sides for easy wheel change.
- ❖ Unobstructed access to 10" (254mm), 8" (203mm) and 6" (152mm) wheels.
- ❖ Heavy-duty ball bearings, neoprene sealed and greased for life.

Cork and Felt Polisher:

10" x 2" cork and 10" x 2" felt wheels installed. Wheels are dressed and tested for balance at the factory. Felt wheel is installed with metal side supports. Wheels turn at slow 420 RPM to minimize polish powder loss. Rim speed of 1,100 SFM creates the friction necessary for a brilliant finish. Unit comes fully assembled with belt guard, 1/3 HP motor, instructions and guarantee.

Size: 24" long x 23" wide x 18" tall (609 x 584 x 457mm).

Shipping weight is 70 lbs.

8" DIAMOND DISC GRINDER B3

Cat. No. 28720

The B3 is a production grinder specifically for diamond wheels. Features a high-torque, 1/2 HP ball bearing motor that permits heavy loading without slowing. Corrosion resistant design—motor is totally enclosed, base is powder-coated aluminum.

Molded plastic wheel guards snap on and off for quick wheel changing. For roughing and smoothing, 100 and 600 grit wheels are popular. For beveling, an 8" (203mm) wheel will generate a curve with a radius as small as 1-1/2" (38mm), whereas a 6" (152mm) and 4" (102mm) wheel will produce an inside radius as small as 1" (25mm) and 1/2" (25mm) respectively. **Drop shipped.**

INCLUDES:

- Model B3 Upright Grinder
- 8" 100 Grit Roughing Wheel
- 8" 600 Grit Smoothing Wheel
- 8" Resin Prepolish Wheel
- 8" Felt Polish Wheel

SPECIFICATIONS:

Motor - 1/2 HP at 1625 RPM, 115 volts, 6.5 amps or 230 volts, 2.1 amps, 1/2" shaft.

Speed - 60 HZ, 1725 RPM. 50 HZ, 1425 RPM.

Weight - Machine is only 31 lbs. (14Kg)

Size - 16-1/2" x 14" x 11-1/2" (419 x 355 x 292mm)



GRINDING & POLISHING STATION

GLAGSTAR BEVEL STAR G-15 SYSTEM

Cat. No. 2743



SPECIFICATIONS:

Motor:1/4 HP - Variable Speed

Electrical0-2500 RPM; 115 volt

ConstructionInjection molded thermoplastic

Dimensions10-1/2" x 10-1/2" x 8-1/2"

Shipping Weight:17 lbs.

Designed for grinding and polishing straight edges and outside curves, this versatile polisher/grinder has a heavy-duty variable-speed motor, a unique flush mounted disk (with no center screw) and an efficient water-feed system that insures cool-running, safe and reliable grinding and faster and easier polishing.

STANDARD FEATURES:

- ❖ Powerful 1/4 HP variable speed motor, adjusts from 1-2500 RPM.
- ❖ Efficient direct water hook-up system.
- ❖ Genesis™ diamond discs for rapid grinding.
- ❖ Convenient flush-mount 6" disk system allows use of entire disk surface.
- ❖ Quick-change between grinding and polishing steps.
- ❖ Advanced diamond resin pre-polish pad cuts final polish time.
- ❖ Optical quality polyester felt polish pad.
- ❖ Adjustable water spout quickly directs water flow to entire disk.
- ❖ Sturdy splash guard controls water overspray.
- ❖ Full 1-year warranty.

COMPLETE BEVEL STAR SYSTEM INCLUDES:

- ❖ Model G-15 Bevel Star Grinding/Polishing Station
- ❖ 4 - 6" (152mm) Blank Mounting Disks
- ❖ 1 - 6" 120 Grit Diamond Rouging Pad
- ❖ 1 - 6" 400 Grit Diamond Smoothing Pad
- ❖ 1 - 6" Diamond Resin Pre-Polish Pad
- ❖ 1 - 6" Polyester Felt Polish Pad
- ❖ 1/2 lb. Polishing Compound
- ❖ Water Hook-up Kit
- ❖ How to Bevel Guidebook (Instructional Manual)



BEVEL STAR G-15 ACCESSORIES

- Cat. No. 274301** Diamond Pad, 120 grit
- Cat. No. 274302** Diamond Pad, 400 grit
- Cat. No. 274303** Resin Pad
- Cat. No. 274304** Felt Pad
- Cat. No. 274305** Blank Disk
- Cat. No. 274307** Recirculating Pump
- Cat. No. 274308** Coolant
- Cat. No. 50620** GlassPro Cerium Oxide, 8 oz.
- Cat. No. 50621** GlassPro Cerium Oxide, 1.5 lbs.
- Cat. No. 50622** GlassPro Cerium Oxide, 5 lbs.

MODEL B7 POLISHING STATION

Cat. No. 28740

The B7 is meant for diamond grinding or polishing. The 1" (25mm) mounting shaft and hardware are stainless steel. Wheel and belt guards are thick molded plastic to make the unit rust-proof. The Baldor industrial type ball bearing motor is the best available. For pre-polish, the most popular wheel is the 12" x 3" (305 x 76mm) diamond resin wheel. For final polish the 12" wool felt is used. This machine is ideal as a production grinder. It has a 20" (508mm) wheel separation which allows room for two operators. **Drop shipped.**



INCLUDES:

- Model B7 Upright Polishing Station
- 12" Diamond Resin Prepolish Wheel
- 12" Wood Felt Polish Wheel
- 5" Stainless Steel Washers (pair)

SPECIFICATIONS:

Drive shaft - 1" (25mm).
Motor - 1/2 HP at 60 HZ, 1725 RPM. At 50 HZ, 1425 RPM, 120 volts.
Weight - Machine is only 65 lbs. (29.5Kg).
Size - 24" x 24" x 18" (610 x 610 x 457mm).

PROFESSIONAL HORIZONTAL GRINDER & POLISHERS

12" (305MM) HORIZONTAL GRINDING MACHINE W/DISC SET & PUMP ASSEMBLY

Cat. No. 28754

(Previously grinder #28750 & 28755, now sold as a set!)

A Cold Working Machine with its five Disc Package does grinding and polishing with ease. Features include:

- 12" Steel Plate without center post
- Submersible Water Pump
- Heavy Weld Steel Chassis
- Heavy Duty Relube Bearings
- 115 Volt 1/2 HP Motor (Forward & Reverse)
- Brush Splash Guard
- Removable Perimeter Steel Rail
- Hammertone Paint Finish
- One Year Warranty of Motor & Bearings
- Magnetic Backed Disc Pads

Package includes: 1 each:

Diamond Discs 100 and 260 Grit
Pre-polish Discs 180 & 360 Grit
Synthetic Felt Polishing Pad
Water Pump
Hoses
Water/Slurry pail



PRECISION GRINDING/POLISHING DISCS

Fit the 12" Professional Horizontal Grinder & Polisher ASW machines (#28754). Magnetic backed.

Cat. No. 287521 - 100 GRIT DISC

Cat. No. 287522 - 260 GRIT DISC

Cat. No. 287523 - 180 GRIT PRE-POLISH PAD

Cat. No. 287524 - 360 GRIT PRE-POLISH PAD

Cat. No. 287525 - FELT POLISH PAD

8" (203MM) HORIZONTAL GRINDING MACHINE W/DISC SET

Cat. No. 28751

This smaller version of the 12" Model includes:

- 8" Steel Plate without center post
- Heavy Welded Steel Chassis
- Heavy Duty Relube Bearings
- 115 volt 1/3 HP Motor (Forward & Reverse)
- Removable Perimeter Steel Rail
- Hammertone Paint Finish
- Brush Splash Guard
- One Year Warranty on Motor & Bearings

Magnetic Backed Disc Pads

Drop ship

5 Piece Package includes: 1 each:

Diamond Discs 100 and 260 Grit
Pre-polish Discs 180 & 360 Grit
Synthetic Felt Polishing Pad



GLASS CUTTING SAWS



MK-370 EXP WET CUTTING GLASS SAW

Cat. No. 29040

Cat. No. 290401 - 7" (178mm) Diamond Blade Replacement

MK Diamond Products high torque universal motor with maintenance-free, self-lubricating pinion and gear box assembly. Tilting head allows for precise 45° miter cuts. Variable height cutting head allows for plunge cutting. Hinged blade guard for easy blade changes. Built-in water pump receptacle. Removable thermoplastic water reservoir. 7" diamond blade & submersible water pump included. CSA Approved. One-year limited warranty.

SPECIFICATIONS

120V/60Hz Motor
7.4 Amps
1-1/4 Horsepower
6,000 RPM Motor
7" (178mm) Blade Capacity
5/8" (16mm) Arbor Size
2" (51mm) Depth of Cut
13" Glass Diagonally Cuts
Weighs 33 lbs. (15kg)
33" long x 19" wide x 20" high



DIAMOND LASER 5000 BANDSAW

Cat. No. 28942

Cuts glass, tile, stone and porcelain up to 3/4" (19mm) thick. 12" (305mm) throat for deep diagonal cuts. 15" x 13" (381 x 330mm) cutting table with miter guide for precision angle cutting. 1/2 HP variable speed motor for more controlled cutting. Recirculating water pump with removable water tray keeps saw running clean. Rugged and portable for on-site use. Instructional video and extra blade included. **Drop ship only.**

SPECIFICATIONS

Max Horsepower: 1/2 HP
Blade Length: 61.5" (156.1cm)
Throat Depth: 12" (305mm)
Length: 9" (228mm)
Width: 21" (533mm)
Height: 25" (635mm)
Weight: 45 lbs.
Table Size: 15" x 13" (381 x 330mm)
Max Height for Top Blade Guide: 3" (76mm)
Min. Cutting Radius: 0.25" (6mm)
Cutting Speed: 32" per min. (812mm)

DIAMOND SPEEDSTER XL

Cat. No. 28981

Now includes preset blade tracking and tensioning. Two preset speeds. Improved water nozzle and guide-mounting block offers better water flow to the front of the blade, increasing cooling and lubrication. Lower wheel drain minimizes water build-up. Easy-to-use, high-quality bandsaw with sturdy metal frame, powerful motor, large capacity water reserve, 3-year warranty and 20" (508mm) per minute cutting capacity. Includes FREE extra diamond cutting blade and angle cutting guide for accurate angled cuts every time. Easily assembled with pre-set blade tracking and automatic blade tension. Able to cut multiple pieces simultaneously. Cuts glass, plastic, tile, metals and stone.

FEATURES:

- ❖ 2 seamless stainless steel diamond blades.
- ❖ Large capacity cooling system.
- ❖ Pre-set blade tracker.
- ❖ Pre-set blade tensioner.
- ❖ Two preset speeds.
- ❖ Powerful, direct-drive motor.
- ❖ Large 10" x 9" cutting table.
- ❖ Angle cutting guide.
- ❖ Adjustable blade guides.
- ❖ 3-year warranty.



SPECIFICATIONS

Motor: 1/7 HP, 80 watts, 110 volts
Motor Speed: 20"/minute (1/8" glass)
Maximum Cutting Thickness: 3/8" (9.5mm)
Cutting Angle: 3/16" to 5" (4.8 x 127mm)
Blade Length: 36" (914mm)
Blade Life: Approximately 80-100 hrs.
Table Size: 10" wide x 9" deep(257 x 228mm)
Throat Depth: 5" (127mm)
Overall Size: 14" x 10.5" x 10" (355 x 266 x 257mm)
Weight: 11 lbs.
Warranty: 3 yrs.

DIAMOND LASER 3000XL

Cat. No. 28941

Cat. No. 2894-G - Blade Guide Set (2)

Cat. No. 2893-RB - Replacement Blade

Cat. No. 28941B - Drive Belt (also for DL 1000)

The Diamond Laser 3000XL has a durable recirculating water pump with an "ultra-plus" filtration system. Includes a new built-in target light. This high performance bandsaw has a powerful 2,840 RPM DC Motor with variable speed control and an extra large 10" x 12" (254 x 305mm) cutting table that can be tilted for bevel cuts. Includes straight edge/miter guide for precision cutting, seamless stainless steel diamond coated blade, adjustable straight edge and angle guide and cuts at a faster rate. Blade is cooled from water bottle reservoir. Full 1-year warranty with proper care (excluding blades).



SPECIFICATIONS

Motor: 1/7 HP, DC, Variable Speed
Minimum Cutting Radius:3/16"
Maximum Cutting Radius:5-1/2"
Cutting Speed: Approximately 12"- 26" per minute
Blade Life: Approximately 50-150 hours
Gross Weight:27 lbs.

Cat. No. 2893-RB
Replacement Blade for
Diamond Laser 3000 Bandsaw, Speedster XL
and Diamond Laser 1000
Cat. No. 2893G - Blade Guides

INLAND DB-100™ WET & DRY BANDSAW

Cat. No. 2895

The affordable DB-100™ Diamond Bandsaw saws "wet" with a diamond blade on glass, ceramic tile, porcelain, marble, plastic, stone and leather. With a metal blade, it saws "dry" on wood, thin metals, etc. ™1996, Inland Craft Products

FEATURES:

- ❖ Choice of blades: diamond-coated, wood or metal.
- ❖ Permanent magnet motor with speed control for optimum results.
- ❖ Built-in coolant reservoir feeds coolant to the blade just above the work table.
- ❖ One piece spring-loaded wheel holder and tilt adjuster tracks the blade while absorbing the shock of twists and bends.
- ❖ Non-scratch plastic work table.
- ❖ Replaceable "BladeSert™" blade guides provide blade support at the top of the work table.
- ❖ Hinged plastic front cover for easy access to the entire interior of the saw.
- ❖ Sealed ball bearing used with 5" (127mm) upper drive wheel. Lower 5" drive wheel with direct drive from the motor. No pulleys or gears to waste power and cause slippage.
- ❖ 2-year warranty.



SPECIFICATIONS

Motor: 1/10 HP - Permanent magnet w/ speed control, 110 volts, max. 2650 RPM, 30 oz.-in torque
Construction: Injection molded thermoplastic
Dimensions: 18" high x 10" deep x 12" wide.
Work Table Size: 9" x 10" (228 x 254mm)
Blade:37.7" - Diamond-coated
Blade Dimensions:01" thick x .001" wide
Blade Thickness:024" (0.6mm)
Throat Depth:4-7/8" (123mm)
Glass Cutting Speed: Up to 8-10" per min. on 1/8"
Gross Weight:9 lbs.

REPLACEMENT BLADES for Inland DB-100 Bandsaw:

- Cat. No. 2895-03** 37.7" (95.7cm) long Stainless Steel - Standard Grit.
- Cat. No. 2895-05** 37.7" (95.7cm) long x 1/8" Steel Woodworking Blade.
- Cat. No. 2895-06** 37.7" (95.7cm) long x 1/8" Non-Ferrous Metal Cutting Blade.



GRYPHON DIAMOND BANDSAW - MODEL C-40

Cat. No. 2897
Cat. No. 289702 - Blade guides, Set of 3

The Gryphon Model C blade runs at 3500 ft./min. (40mph) with a 1/10 horsepower direct drive motor. The Superpower diamond blade cuts faster and lasts longer than stainless steel blades. Large work surface with a one sq. ft. platform for larger pieces of glass. Motor top-mounted away from water for simple, safe and trouble-free operation. Spring-loaded motor makes the blade track to the pattern easier. Giant water reservoir ensures that water stays cleaner longer and requires filling less often. Single knob adjustment, hidden blade guide (allowing a clear view of glass while cutting) and lift-off motor section. Minimal saw maintenance. Blades and blade guides may need replacement. Comprehensive 1-year warranty covers all parts excluding the blade and guides.



BLACK DIAMOND FUSERS BLADE - Cat. No. 28922

1/4" (6mm) thick robust copper blade. Heavy-duty blade made to meet the cutting demands of plate, slab, and fused glass, as well as gemstones and other tough materials.

BLACK DIAMOND BLADE TWIN PACK - Cat. No. 28921

New economical, long lasting diamond laminated Gryphon band saw blades. The blades fit Gryphon Model C Series Band Saws, and will also fit most other makers' band saws using a 37" (940mm) diameter blade. Both blades have been tested for quality, longevity and cutting performance.



Cat. No. 290315

GRYPHON DIAMOND WIRE SAW - MODEL OMNI 2

Cat. No. 290315

An ultra high speed jig-saw that has a faster cutting motor than the OMNI 1. It also features a recirculated water pump that keeps the blade cleaner and lasting longer. The reciprocating blade strokes 8400 times per minute. Round diamond blade cuts in any direction. It may be repositioned for additional use. The low cost of the replacement blades makes this saw economical to operate. Comes with an instructional CD. 5-year warranty.

REPLACEMENT BLADE GUIDES - Cat. No. 29033

OMNI POWER WIRE BLADES (3) - Cat. No. 290321

The Power 120 Grit Blade has a great cutting finish and a faster cutting speed. This longer life blade is the best all-purpose blade for the Diamond Wire Saw. The Power Blade is priced low and is an excellent value. Recommended for thin stained and beveled glass, tile, porcelain and china.

SUPER POWER BLADES (3) - Cat. No. 290322

The Super Power 100 Grit Blade is speedy and will cut harder, thicker materials. The cutting finish is superior to other unidirectional saws. It has the longest life of the diamond wire blades.

BLADE CHUCK - Cat. No. 290331

Holds blade in place while sawing.



RAZOR KNIFE SLITTING BLADE

Cat. No. 290323

The diamond portion of the blade is compressed to a thin .035". This allows the blade to cut fast. Patterns will fit together nicely. While comparable to a band saw in speed and technique, the Razor Knife Blade gives smooth control without fear of snapping an expensive blade. If you miss your pattern, the blade will notch sideways. Sharp angle cuts like a leaf point are easy.

SPECIFICATIONS

Motor: Top Mounted, 1/10 horsepower
Motor Type: Permanent Magnet DC
Electrical: 115 volt (60 Hz)
Throat Depth: 5-1/2"
Blade:021", 200 grit
Glass Cutting Speed: Up to 59" per minute*
Minimum Cutting Radius: 3/16"
Maximum Cutting Thickness: 3"
Work Surface Size: 1 square ft.
Gross Weight: 16 lbs. 4 oz.

*Dependent upon glass thickness.

BAND KIT GRYPHON "C"

Cat. No. 289703

Fits C Series. Kit includes:
 1 upper band, 1 lower band,
 1 set lower wheel bushings.

SPECIFICATIONS

Motor: 1/4 Horsepower Single Speed, 4200 RPM
Motor Type: D.C.
Electrical: 6' grounded cord
Throat Depth: Horizontal 5-3/16", Vertical .35"
Blade: Straight stainless steel 7" long
Minimum Cutting Radius: No minimum
Maximum Cutting Thickness: 1/4"
Work Surface Size: 11-1/2" deep x 13-1/2" wide
Gross Weight: 19 lbs.

METAL CUTTING SAWS

POWERMITER II™ CHOP SAW

Cat. No. 2899

Easy-to-use chop saw designed especially for came.

FEATURES:

- Safe, reliable and easy to use.
- Easy to adjust to any angle between 45° and 90° for perfect fitting hexagons, octagons, etc.
- Powerful 1/5 HP motor.
- Will cut zinc, wood, copper and brass.
- Leaves smooth edge on cut came.
- Safety features: automatic shut-off and blade guard.



GRYPHON CAME SAW - Cat. No. 2825

Cat. No. 2825-AW - Replacement Blade

Small, yet powerful metal came or re-bar cut-off saw. Reinforced fiberglass abrasive blade (5-5.8" diameter) makes easy work of cutting any metal used in art glass crafting. Cuts brass, zinc, copper and steel up to 3/4" (19mm) square. Heavy-duty motor head is in fixed position. Guide fence rotates right or left to 45° from 90° position. Constructed of high impact plastic.



JARMAC ZINC-CUTTING SAW - Cat. No. 2760

Cat. No. 2761 - Adjustable miter guide

Cat. No. 27612 - 90° miter guide

Cat. No. 27613 - 45° miter guide

Cat. No. 2762 - Replacement Blade

4" (102mm) bench-top power saw for cutting zinc and lead. Using a unique spring steel cutting blade, straight and angle cuts are made easily and accurately on zinc. All-metal saw comes equipped with cutting blade and a specially designed guard for chip deflection. Blade height is adjustable to 5/8" (16mm). Table is 5-1/2" x 7-1/2" (140 x 190mm). Motor is 1/16 HP, 6000 RPM. Saw can be used on small wooden and plastic parts leaving neat, burr-free edges. Protective eyewear is recommended when using this saw. Eye shield is not available as shown.



SPECIFICATIONS

Motor: 1/5 HP, 250 watt, 110v
 Motor Speed: 8000 RPM
 Maximum Cutting Thickness: 3/4" (19mm)
 Angle Cutting Radius: 45° to 90°
 Blade Size: 4" (102mm)
 Overall Size: 14" x 10.5" x 10" (355 x 266 x 254mm)
 Weight: 11 lbs.
 Warranty: 3 yrs.

REPLACEMENT BLADE

Cat. No. 2771DX


SPECIFICATIONS

Motor: 1.1 HP at peak, 0.5 HP cutting
 Electrical: 110 volt A.C. (60 hz)
 3.5 amps when cutting
 RPM: 7000 (no load), 5500 (cutting)
 Blade: 5.625" (143mm) diameter, .035" (.9mm) thick
 Center Hole:0625" (15.9) diameter
 Blade Composition: Reinforced Fiberglass abrasive
 Dimensions: 13-1/2" x 11-1/2" (343 x 292mm)
 Net Weight:20 lbs.

SPECIFICATIONS

Motor: 1/16 HP, 6000 RPM
 Electrical: 110 volt A.C. (60 hz)
 Blade: 4" diameter, .016" thick
 Blade Composition: Spring Steel
 Dimensions: 5-1/2" x 7-1/2" x 5" (140 x 190 x 127mm)
 Net Weight:6 lbs.

DIAMOND RING SAW



GRYPHON ZEPHYR DIAMOND RING SAW

Cat. No. 28251

Gryphon Zephyr Diamond Saw offers several advantages:

- Round Diamond Blade cuts in any direction
- Smooth, quiet operation
- Overhead slender blade support allows a clear view of glass during cutting
- Deep throat permits more clearance for larger glass pieces
- Highest quality bearings and wheels extend the life of these critical parts
- Separate motor/blade assembly removes easily for hand-held sawing
- Saw cuts glass, rock, tile and similar material

SPECIFICATIONS

Motor: 115 VAC 1.5 Amp
 Work Surface: 17.5" x 17.5" (445mm)
 Overall: 18" x 18" x 11" (457 x 457 x 279mm)
 Throat Depth: 6-5/8" (168mm)
 Blade Diameter: 7" (178mm)
 Weight Net: 18 lbs. (boxed)
 Warranty: 3 years for all mechanical and electrical parts (Exemptions: blade, drive belt, drive wheels and bearings)

Parts for the Zephyr Ring Saw (Cat. No. 28251)

Cat. No.	Description
282511	Replacement Blade
282512	Guide Wheel Rubber Inserts
282513	Aluminum Guide Wheels w/bearings/rubber
282514	White Idler Wheels w/bearings (4)
282515	Drive Belt, Black Rubber
282516	Replacement Work Surface
282517	Replacement Face Shield





TAURUS 3 RING SAW

Cat. No. 289601

The next generation ring saw. The perfect saw for cutting glass, including dichroic, rippled and fused glass. The entire working part of the saw snaps out of the water bath and contains its own water so that it can be used as a portable hand saw. This allows working on the edges of the pieces that were before too large to bring to the saw such as plate glass, tile and stone. This feature also makes the saw easy to clean.

Fewer and longer lasting parts. Extreme extended life means virtually no maintenance. Built-in, flip-up face shield. Twenty-five percent larger work surface than the Taurus II. Greater blade exposure plus a built-in intense bright white light surrounds the blade while the saw is on. This makes seeing your work easier. Constructed with metal reinforced polycarbonate. 3-year warranty. The Taurus 3 Ring Saw also cuts in all directions, grinds as it cuts.



ACCESSORY KIT FOR TAURUS 3

Cat. No. 289601-AK

Includes 3 angle guides, bevel edger, straight edge, circle guide, printed instructions and an instructional video.



TAURUS 3 RING SAW DVD

Cat. No. 62001

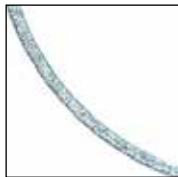
Gemini Saw Company. A new entertaining and educational DVD that explains all of the mysteries of the Taurus 3 Ring Saw. Includes everything from how to cut, to when and how to perform general maintenance. Also covers all the new Taurus 3 accessories (above).



TAURUS SEPARATING BLADE, RING SAW

Cat. No. 2896RB4

Separating ring blade. With the Taurus Saw it is possible to cut "holes" in glass. Full instructions are supplied with the blade.



MEGA SAW BLADES

Cat. No. 2896012 - TAURUS 3

Cat. No. 2896014 - TITAN

Incredible, optional Megablade cuts thicker plate glass, fused glass, pattern bars, and tile faster.



TAURUS 3 BLADE STABILIZER

Cat. No. 2896013

Dramatically reduces grommet wear. Gives more control and stability when cutting thicker material and adjusts easily to accommodate different thicknesses. Perfect when using the standard blade, separating blade, mega or slicer blade.

Cat. No. 2896015 - DICHRO BLADE

For cutting dichroic glass. A fine diamond grit that will not chip the delicate dichroic finish. Also works well with iridescent coated glass to form intricate shapes with perfect edges. Fits all Taurus Saws.



ORANGE GROOVE GROMMET ASSEMBLY

Cat. No. 2896-1070

Additional part for Taurus 3 glass saws.



SUPER SLICER

Cat. No. 15370

This incredible device holds pattern bars and other small items for slicing in such a way that allows repeated perfectly parallel thin cuts to be made. Get the most out of pattern bars, canes, streamers, rods, millefiori or anything that needs to be sliced. The slices can be repeated without readjustment or made individually with precise adjustment. Although designed for the Taurus Ring Saws, the Super Slicer will fit almost all saws including band saws, trim saws, jig saws, etc.

GROMMET ONLY, ORANGE

Cat. No. 28965G

A single orange grommet for Taurus 3 glass saws.

BLADE KIT T3 TAURUS

Cat. No. 2896011

Kit includes standard blade and orange groove grommets.



FLOCKED DRIVE BELT

Cat. No. 289606F

Stronger than the original belt. Lasts longer. For use with the Super Slicer (Cat. No. 15370) and Mega Blades (Cat. No. 2896012).

BLUE PULLEY ASSEMBLY

Cat. No. 28965P

Additional part for Taurus 3 glass saws.

DRIVE BELT


Cat. No. 2896-0070

Additional part for Taurus 3 glass saws.

SLICER BLADE

Cat. No. 2896SLIC

A saw blade for slicing. Only fits on the Taurus 3 and is perfect for using with the Super Slicer, or wherever a thin cut is desired. At .04" it is the thinnest blade ever developed for the Ring Saw. It will cut fast with minimal loss of material.



TAURUS II.2 GLASS SAW - Cat. No. 289605

- Cat. No. 2896-06** - Drive Belt Replacement
- Cat. No. 2896R2** - Bearings, Taurus II (Pkg. of 2)
- Cat. No. 2896RW** - Raceways, Taurus II (Pkg. of 2)
- Cat. No. 2896-GG** - Red Gear Grommet
- Cat. No. 2896-GRV** - Grooved Grommet (Pkg. of 10)
- Cat. No. 2896-07** - Accessory Kit for Taurus II.2
- Cat. No. 2896-HRP** - Hole Reducer Plug for T II.2
- Cat. No. 2896-08** - Blade & Parts Kit

A professional sized ring saw that has the best features of the Taurus I at an affordable price. Slim design allows cutting with greater accuracy. Fewer moving parts require very little maintenance. Lighter weight makes it easy to transport. Smoother grid work surface prevents sticking. 2-year warranty.

ACCESSORY KIT

Cat. No. 289607
Affordable kit for Taurus II.2! Contains nine tools designed to make the saw easier and more fun to use. Includes: face shield/magnifier, spotlight, 10" (254mm) fully adjustable straight edge, 30°/60° cut-off triangle, 45° beveling edger, 10° lamp wedge, hole reducer plug and a circle maker. [Cuts circles from 1-1/4"-15-3/4" (32 x 400mm).] An instruction book for all accessories is also included. May purchase the Hole Reducer Plug by itself (Cat. No. 2896-HRP).

SPECIFICATIONS	
Motor:1/5 horsepower
Electrical:110 volt (60 hz)
Throat depth:5-1/2" (140mm)
Blade:050" thick, 80 grit
Blade Composition:Stainless Steel
Blade Life:50-60 hrs.
Glass Cutting Speeds:	1/8" glass up to 6" per min.
Dimensions:	18" x 10" x 12-1/2" (457 x 254 x 317mm)
Gross Weight:11 lbs.

REPLACEMENT BLADES for Taurus I & II Glass Saws:
Cat. No. 2896-RB31



**TITAN SAW
Glass Tile & Rod Saw**

- Cat. No. 289905**
Hot glass and glass tile saw.
Cuts pattern bars, slabs, rods, vases, streamers, millifiore, glass tubes, bottles, glass tiles, etc.
- Triangles for cutting 30/45/60/90° angles.
 - Rigid ring blade 3" (76mm) exposed for fast slicing and trimming
 - Cuts curves forwards and backwards.
 - Cuts straight lines up to 12" (305mm) long with a sliding tray.
 - All with extremely smooth edges.

SPECIFICATIONS:
1/5 Horsepower Motor
110 Volt, 50-60HZ
220 Volt, 50-60HZ Transformer w/European power cord available



REVOLUTION XT SAW

Cat. No. 29005
Endless length and width capability saw. Can cut up to 6cm thick. Cut inside and outside radius curves. No water pump, completely self-contained. Heavy duty, yet easily manageable.
Drop ship from factory.

STAND FOR REV. XT

Cat. No. 290052
Specially made for the Revolution XT to provide proper work height and easy set up.

CARRIAGE KIT

Cat. No. 290051
This high quality tool makes precision cutting possible. With a Velcro® top, the carriage accessories can be placed exactly where they are needed. All shapes are possible, allowing the user to make perfectly straight cuts, and even slice off as little as 1/8" (3mm) without blade wander. Comes complete with: Two 45° Angles, Two 30°-60° Angles, Two 5" Rails, 24" (610mm) diagonal capacity, One Fence Stop.

45° 2-WAY EDGER

Cat. No. 290053
Stainless steel construction. Gives the user the ability to cut 45° edges, sharp or blunt.

REPLACEMENT SAW BLADES

Saw Cat. No.	Saw Model	Blade/Wheel Replacement	Blade/Wheel Composition	Blade/Wheel Dimensions
2760	Jarmac Zinc Saw	2762 2771-DX	Spring Steel Hi-Chrome Steel	4" diameter x .016" thick 4" diameter
27680 2825 29031 28981	Diamond Tech Power Miter II Gryphon Came Saw Gryphon Wire Saw Speedster	2762 2825AW 290321 2893-RB	Metal Reinforced Fiberglass Abrasive Straight Stainless Steel Stainless Steel Blade	4" diameter x .016" thick 5.625" diameter, .035" thick 7" long 1/8"
28941	Diamond Laser 3000	2893-RB	Stainless Steel Blade	1/8"
2895	Inland DB-100 Bandsaw	2895-03 2895-05 2895-06	Stainless Steel; Standard Grit Steel Wood Cutting Blade Non-Ferrous Metal Cutting Blade	37.7" 1/8" x 37.7" 1/8" x 37.7"
289605	Taurus II Glass Saw	2896-RB 2896-RB4 2896-RB31	Stainless Steel Blade Separating Blade Stainless Steel Blade	.039" thick .031" thick
2897	Gryphon Model C Bandsaw	2892-RB	Diamond Bonded Copper Alloy	1/8" x 0.10" x 37-1/2"
289601	Taurus III	2896012 2896011 2896SLIC	Mega Blade Blade/Parts Kit Super Slicer Blade	Flat .04 width x .150 length. Fine grit Round .072 diam. Aggreive grit. Flat .040 width x .150 length. Fine grit.
289905 29005	Titan Saw Revolution XT Saw	2896014 Special Order	Titan Megablade	Flat .040 width x .150 length. Fine grit

**ABRASIVE CUT-OFF WHEEL****Cat. No. 2771AW**

Cuts brass, brass crowned lead or copper came. Will also cut steel rebar. Smooth wheel without teeth—will not hang-up. Wheel is 1/16" (.062mm) larger than the standard toothed blade so some modification to the safety guard may be necessary on older saws. 4-1/6" x .035" (103 x .89mm) thick. 1/2" (13mm) centered hole.



NOTE OF CAUTION: Improper use may cause the motor to overheat.

PROFESSIONAL TOOL STEEL BLADE**Cat. No. 2771DX**

Finest hi-chrome steel blade treated for longer wear and greater ease of cutting. Fits Glascor Mini-Miter II and Power Miter saws.

**TREADLITE II FOOT SWITCH****Cat. No. 2750-FS**

For hands-free operation of motor driven tools. Receptacle/Plug combination. Simply plug into electric receptacle then add the plug of the motor-driven tool to the foot switch plug. Single action, three conductor ground plug. Foot pressure required to activate tool. For motors up to 1/2HP, 125V AC. U.L. listed.

**GRYPHON WET BELT SANDER****Cat. No. 289705**

Gryphon's Wet Belt Sander is a great new tool for the glass artist. It's designed specifically for grinding and polishing large glass surfaces. Perfect for smoothing straight edges on any sized piece or for smoothing the edges on larger work, such as bowls. The belt offers 90 square

inches of grinding surface, and makes quick work of your biggest projects. It's indispensable for the warm and hot glass artist. 115 volts a.c., 60 hz, 1.83 amp, 3000+/-15% R.P.M.

Cat. No. 2897051 - Sanding Belt 80 grit 2 pack**Cat. No. 2897052** - Sanding Belt 120 grit 2 pack**Cat. No. 2897053** - Sanding Belt 400 grit 2 pack**Cat. No. 2897054** - Cork Polishing Belt

(Belts not interchangeable with Covington Sander.)

Sanding Belt 100 Grit**Cat. No. 27831**

Wet or Dry 100 Grit Silicon Carbide Belt. Belt measures 3" x 24" (76 x 610mm). Replacement belt for Covington Wet Belt Sander (now discontinued).

For Float Fire 82® Glass (excellent for sandblasting), see Page K146-K147.

**GLASTAR MINI PASSER
"PASS-THROUGH"
BLASTING CABINET**



Cat. No. 28713

Designed for blasting decorative glass. Side slots permit sheets of glass 24" (61cm) wide by any length to be passed through. Only the glass in the cabinet is blasted. With gaskets installed in the slots, it becomes a conventional cabinet that blasts sheets up to 24" x 29" (61 x 73.6cm) or 3-D objects up to 12" (30.5cm) deep. Internal light source, a magnetic base and flexible gooseneck lamp allow light adjustment in any direction. Easel supports may be adjusted to hold small pieces in view. Shippable by UPS in two pieces. Weights: 59 and 62 lbs. (26.7 and 28Kg).

Drop ship from factory.



Cat. No. 28716
Air-activated
Footswitch



**CYCLONE BENCHTOP
BLASTER TF 5000**
Cat. No. 286015

Siphon system. Polyethylene construction.

SPECIFICATIONS

Dimensions Overall: 30" W x 20" D x 26" H rear (18" H front) 761 x 508 x 660mm & 457mm

Working Area: 28" W x 18" D x 16" H rear (12" front) 711 x 457 x 406mm & 305mm

Window: 24" x 14" (609 x 355mm)

Gun Assembly: Trigger operated, 5 cfm at 80-90 psi

Electrical: 110 volts

Weight: 38 lbs. (UPS)



**CYCLONE VACUUM DUST
COLLECTOR
DC 1500**

Cat. No. 28604

Height: 53-1/2" (134.5cm)

Hose: 6' x 2-1/4" (1.8m x 57mm) hose ends.

Electrical: 110 volts
Weighted cloth bag with paper cartridge filter.

Weight: 22 lbs. [UPS]



**GLASTAR DUST
SEPARATOR**

Cat. No. 28719

Dust Separator connects between Blast Cabinet and Vacuum Dust Collector. Flexible hoses make connection easy. Blasting grit falls into the container while dust is sucked through to Vacuum Dust Collector. Uses a 5 gallon pail (not supplied) available at hardware stores. **Drop ship from factory.**



**GLASTAR MODEL 100BS
PRESSURE BLASTER**
Cat. No. 287112



May be used at low or high pressures. Features a lightweight 3/8" (9mm) sand hose and small nozzle assembly for delicate/fine detail or large blasted areas. Supplied small diameter nozzles allow efficient use of a small compressor (2 HP acceptable, 5HP recommended). Unit is complete with tank, air gauge, air activated foot switch, 3/8" x 10' (9.5mm x 3m) sand hose, and spare nozzles. Abrasive capacity 100 lbs. Blast time 1-3 hours depending on abrasive settings (and operator techniques). Shipping weight 58 lbs. (26kg). Drop ship from factory.



**CYCLONE PORTABLE
PRESSURE BLASTER PT100 SK**
Cat. No. 28603

System includes: Gauge, pressure relief valve, goggles. ASME coded tank. Foot operated.

Grit Capacity: 100 lbs.

Tank Diameter: 12" (305mm)

Tank Height: 23" (584mm)

Overall Height: 29" (736mm)

Hose: 10' x 1/2" ID (3m x 13mm)

Nozzle: 1/8" (3mm) tungsten carbide

Air Requirements: 23 cfm at 100 Psi

Weight: 69 lbs. (UPS)



**CYCLONE PORTABLE PRESSURE
BLASTER PT40 SK**

Cat. No. 28602

System includes: Gauge, pressure relief valve, goggles. Foot operated.

Grit Capacity: 40 lbs.

Tank Diameter: 10" (254mm)

Tank Height: 13-1/2" (343mm)

Overall Height: 25" (635mm)

Hose: 8' x 3/8" (2.4m x 9.5mm)

Nozzle: 1/8" (3mm) tungsten carbide

Air Requirements: 23 cfm at 100 Psi

Weight: 38 lbs. (UPS)



**CYCLONE
PASS-THRU
CABINET**

Cat. No. 28605

Cabinet has slots on both sides allowing sheets 24" wide (61cm) by any length to pass through. Gaskets supplied convert cabinet for conventional blasting, 24" x 29" (61 x 73.6cm) sheets.

Siphon type unit includes trigger gun, flexible neck light source, easel supports and vacuum dust collector. Easily convertible for use with pressure blaster (not supplied). Dimensions overall: 28" W x 26" H x 20" D (711 x 700 x 508mm).



**GLASTAR VACUUM DUST
COLLECTOR**

Cat. No. 28714

Designed for the removal of airborne dust. It allows maximum visibility (especially desirable for decorative blasting). Complete with a self-cleaning filter bag. Also supplied with a 6' x 4-1/2" (1524 x 114mm) rubberized hose. Motor specifications: 1/4 HP, 110 volt, 60hz-100cfm. **Drop ship from factory.**



SANDBLASTING ACCESSORIES

**TUNGSTEN CARBIDE
NOZZLE**

Cat. No. 28501

3/32" (2.38mm) orifice. 1 ea.



CERAMIC NOZZLES

Cat. No. 28502

7/64" (2.78mm) orifice.

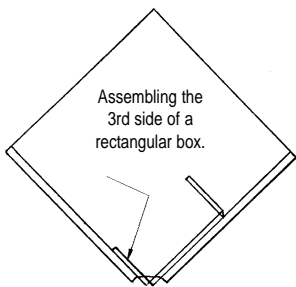
Package of 10.

SILICON CARBIDE

Cat. No. 28503

120 grit 50 lb. (22.7Kg) bag.

**For resist masking supplies,
see pages E7 and E10.**



THE PROFESSIONAL BOXER

Cat. No. 27000

Makes square and rectangular projects fast and easy by securely holding the glass sections in place while soldering. Made of sturdy chemical and heat-resistant materials for long life and safety. Comes complete with detailed instructions and a set of tips on box-making and soldering with minimal distortion.

WEDGIES™ - Cat. No. 27002

Perfect for positioning glass for easy soldering. Wedgies are made of a very special heat and chemical resistant material for safety and long life. The soft, non-slip surfaces will not allow glass to slide. Hot solder or accidental contact with your soldering iron will not damage them. Wedgies also resist flux. Complete detailed instructions and a set of tips on box-making and soldering are included.

LAMP WEDGIE™ - Cat. No. 27003

Positioning fixture specially designed and engineered to support and angle lampshades for soldering. The Lamp Wedgie frees the crafter's hands allowing them to solder seams quickly and easily. Stands slightly over 12" tall. The working surface is the same material as that used for the Wedgie Jr. When used in conjunction with two Wedgies or Wedgie Juniors, a lampshade can be supported in a stable, non-slip position (3 point support) that leaves both hands free for soldering.

WEDGIE JR.™ - Cat. No. 27004

Low cost alternative to the original Wedgie™ for crafters with projects that are not intended to come into contact with large amounts of flux, hot solder or hot soldering irons. The material used in the Wedgie Jr. is different from the original Wedgie and is not as heat or chemical resistant. Wedgie Jr.™ (packaged 3 to the set) is also smaller than the original Wedgie which allows even greater control when soldering larger, three-dimensional pieces.



THE LAMP CLAMP

Cat. No. 27005

A unique positioning system that accurately aligns glass pieces in the construction of geometric-shaped lampshades and other three-dimensional projects. System includes: 16 alignment guides, 32 clips and easy-to-follow instructions. Sufficient guides and clips are supplied for an 8 panel shade.

FRAMING



FRAME MASTER POINTS

Cat. No. 2476P - 3/8" (10mm)

Cat. No. 2476PL - 5/8" (16mm)

The unique flat design guarantees secure, flat-to-the-surface holding that you cannot get with ordinary brads. Will not split the frame. Large package contains 5000 points.

FRAME MASTER - Cat. No. 2476

Drives points into frames with ease. Magazine of 100 stacked points are driven into the frame flat against the glass surface one at a time. Provides four times more holding surface than brads.